

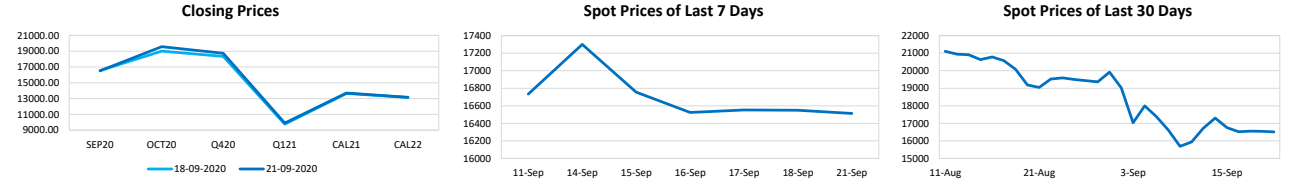
eexasia

EEX Asia End of Day Report

Monday, 21 September 2020

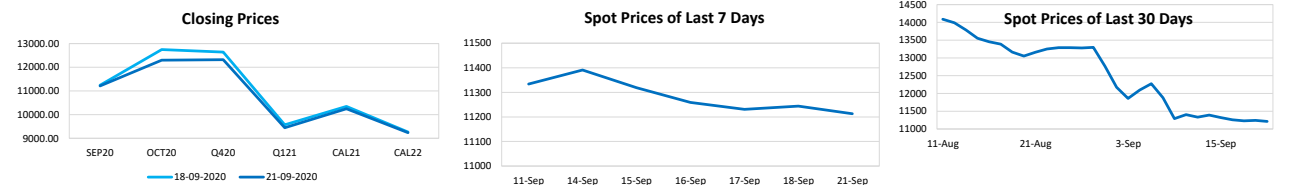
Capesize Average 5TC					
Period	Open	Close	Change	Daily High	Daily Low
SEP20	16550	16513	▼37	-	-
OCT20	19013	19575	▲562	19700	19100
Q420	18350	18734	▲384	18800	18300
Q121	9766	9900	▲134	-	-
CAL21	13642	13702	▲60	-	-
CAL22	13150	13169	▲19	-	-

A positive start to the week for the capes as the paper was lifted in Asian hours for the Oct and Nov. The Pacific saw improved bids on C5, giving the paper market a boost.



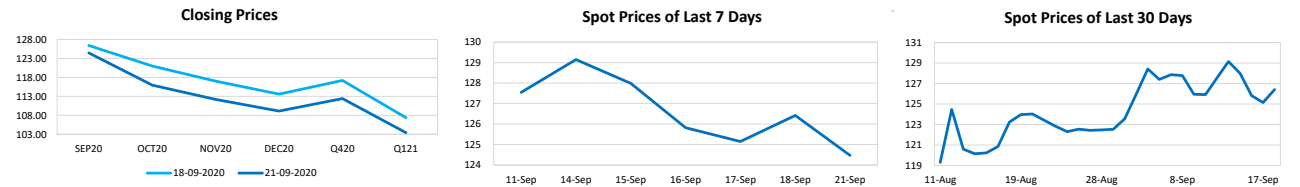
Panamax Average 4TC					
Period	Open	Close	Change	Daily High	Daily Low
SEP20	11244	11213	▼31	-	-
OCT20	12747	12300	▼447	12950	12300
Q420	12643	12319	▼324	12700	12400
Q121	9572	9447	▼125	9500	9500
CAL21	10348	10250	▼98	-	-
CAL22	9266	9238	▼28	-	-

A slow start to the week with early buyers propping up the curve at the start of the day leading to a rangebound morning. Oct traded up high before sellers gradually came in and buyers scaled back.




Iron Ore TSIO 62% Fe					
Period	Open	Close	Change	Daily High	Daily Low
SEP20	126.42	124.47	▼1.95	125.50	124.90
OCT20	121.01	115.98	▼5.03	118.80	114.00
NOV20	117.02	112.21	▼4.81	115.05	110.20
DEC20	113.59	109.11	▼4.48	111.50	107.10
Q420	117.21	112.43	▼4.77	112.75	111.00
Q121	107.39	103.42	▼3.97	103.45	103.45

Iron ore futures saw a steep drop today, with near month contracts taking the largest hits at both Singapore and London close. Oct20 is hit hard, with most volumes trading this contact away. Strong downward pressure, with spreads tightening.



Singapore Fuel Oil 380cst							
Period	Open	Close	Change	Highest Bid	Lowest Offer	Last Bid	Last Offer
SEP20	249.07	246.70	▼2.37	-	-	-	-
OCT20	251.57	249.07	▼2.50	-	-	-	-
NOV20	251.22	249.64	▼1.58	-	-	-	-
DEC20	251.72	250.62	▼1.10	-	-	-	-
Q420	251.50	249.78	▼1.72	-	-	-	-
Q121	255.29	253.37	▼1.92	-	-	-	-

Market participants continue to see steady demand for HSFO as Singapore remains one of the few ports in the region allowing crew changes amid the COVID-19 pandemic. Consequently, a couple of suppliers have tight barge availability with the earliest deliveries from Sept. 25.



Daily Volumes					
Asset Class	21-Sep	18-Sep	17-Sep	16-Sep	15-Sep
Capesize 5TC (Lots)	555	640	600	655	1125
Panamax 4TC (Lots)	925	1415	770	1295	1445
Iron Ore 62% (MT)	918000	670000	1410500	1456500	720500
FOS S380 (MT)	-	-	-	-	-

Best Regards,
Zhi Rui Ang
www.eexasia.com
Singapore: +65 6206 9828

Disclaimer:
This information has been prepared by the EEX Asia Team. Use of the information presented here is at your sole risk, and any content, material, and/or data presented or otherwise obtained through your use of the information in this document is at your own discretion and risk and you will be solely responsible for any damage to you personally or your company or organisation or business associates whatsoever which in anyway results from the use, reliance or application of such content material and/or information. Certain data has been obtained from various sources and any copyright existing in such data shall remain the property of the source. Except for the foregoing, the EEX Asia Team retains all copyright within this document. The copying or redistribution of any part of this document without the express written authority of the EEX Asia Team is forbidden. ©EEX Asia 2020