



EEX Asia End of Day Report

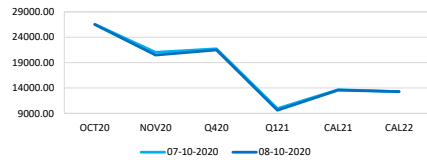
Thursday, 08 October 2020

Capesize Average 5TC

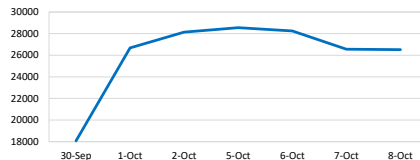
Period	Open	Close	Change	Daily High	Daily Low
OCT20	26566	26513	▼53	26800	26250
NOV20	21038	20469	▼569	21000	20500
Q420	21743	21494	▼249	-	-
Q121	9950	9609	▼341	9750	9550
CAL21	13670	13563	▼108	13650	13550
CAL22	13278	13275	▼3	13350	13300

The Capesize market continued to come under pressure today with the 5TC shedding a further -1958 down to \$31,507

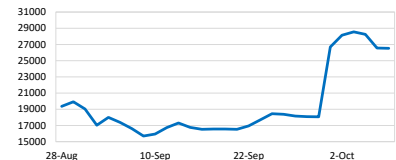
Closing Prices



Spot Prices of Last 7 Days



Spot Prices of Last 30 Days

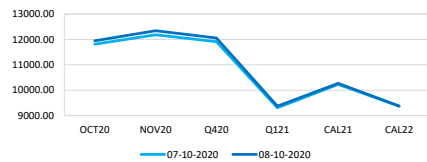


Panamax Average 4TC

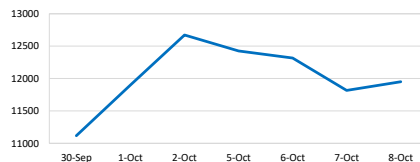
Period	Open	Close	Change	Daily High	Daily Low
OCT20	11816	11950	▲134	12000	11600
NOV20	12184	12344	▲160	12350	11900
Q420	11911	12058	▲147	12000	11700
Q121	9309	9372	▲63	9250	9250
CAL21	10230	10272	▲43	10300	10100
CAL22	9372	9378	▲6	-	-

A predominantly flat day seemingly although a fair volume of activity reported, FFA values were said to have eased earlier in the day and it had the feeling of the market pausing to take stock of situation

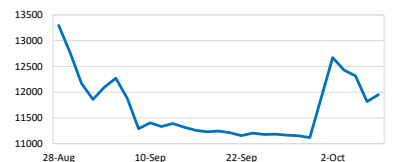
Closing Prices



Spot Prices of Last 7 Days



Spot Prices of Last 30 Days

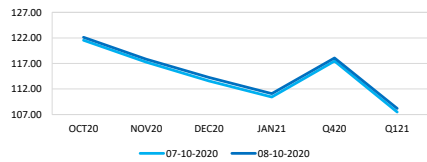


Iron Ore TSIO 62% Fe

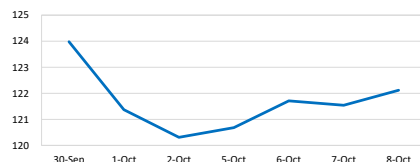
Period	Open	Close	Change	Daily High	Daily Low
OCT20	121.54	122.12	▲0.58	-	-
NOV20	117.27	117.85	▲0.58	117.80	117.80
DEC20	113.56	114.25	▲0.69	-	-
JAN21	110.43	111.10	▲0.67	-	-
Q420	117.46	118.07	▲0.62	-	-
Q121	107.49	108.19	▲0.71	-	-

Iron ore future market remains thin activities due to the absence of Chinese participants away celebrating the golden week holiday.

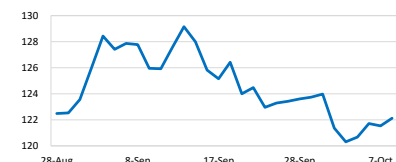
Closing Prices



Spot Prices of Last 7 Days



Spot Prices of Last 30 Days



Singapore Fuel Oil 380cst

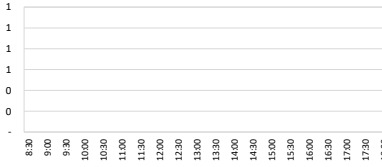
Period	Open	Close	Change	Highest Bid	Lowest Offer	Last Bid	Last Offer
OCT20	242.97	242.53	▼0.44				
NOV20	244.29	242.08	▼2.21				
DEC20	245.3	243.43	▼1.87				
JAN21	246.78	245.17	▼1.61				
Q420	244.19	242.68	▼1.51				
Q121	248.51	246.91	▼1.60				

Saudi has raised its price of its Arab Light crude oil for November according to Bloomberg. This could be a sign of an uptick in the market as a whole, or at least Aramco think it is looking up as refining markets increased towards the end of September

FOS S380 OCT20



FOS S380 NOV20



FOS S380 DEC20



Daily Volumes

Asset Class	8-Oct	7-Oct	6-Oct	5-Oct	2-Oct
Capesize 5TC (Lots)	875	646	595	855	1634
Panamax 4TC (Lots)	2635	1820	1480	600	2245
Iron Ore 62% (MT)	2000	-	-	-	110000
FOS S380 (MT)	-	-	-	-	-

Best Regards,

Zhi Rui Ang

www.eexasia.com

Singapore: +65 6206 9828

Disclaimer:

This information has been prepared by the EEX Asia Team. Use of the information presented here is at your sole risk, and any content, material, and/or data presented or otherwise obtained through your use of the information in this document is at your own discretion and risk and you will be solely responsible for any damage to you personally or your company or organisation or business associates whatsoever which in anyway results from the use, reliance or application of such content material and/or information. Certain data has been obtained from various sources and any copyright existing in such data shall remain the property of the source. Except for the foregoing, the EEX Asia Team retains all copyright within this document. The copying or redistribution of any part of this document without the express written authority of the EEX Asia Team is forbidden. ©EEX Asia 2020