



# EEX Asia End of Day Report

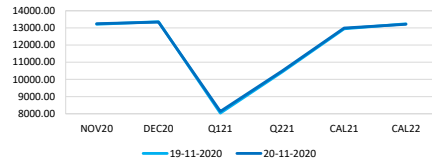
Friday, 20 November 2020

## Capesize Average 5TC

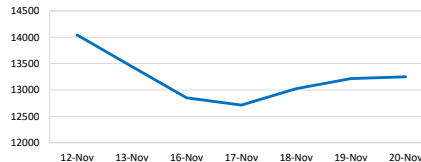
Period	Open	Close	Change	Daily High	Daily Low
NOV20	13216	13250	▲34	-	-
DEC20	13363	13338	▼25	13750	13300
Q121	8040	8139	▲99	8250	8150
Q221	10438	10491	▲53	10500	10500
CAL21	12949	12992	▲43	-	-
CAL22	13235	13216	▼19	-	-

Finally we saw a green index albeit only a marginal increase and this inspired some sellers to sell the Dec back to 13500. Overall a pretty quiet and low volume day with all eyes on the physical going into next week.

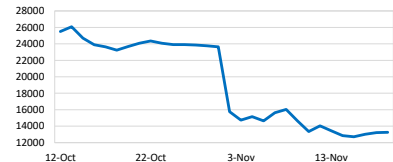
Closing Prices



Spot Prices of Last 7 Days



Spot Prices of Last 30 Days

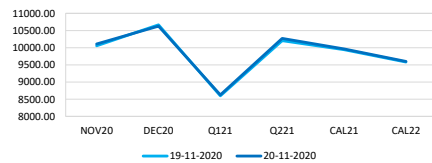


## Panamax Average 4TC

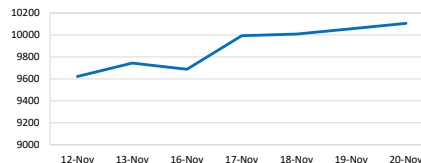
Period	Open	Close	Change	Daily High	Daily Low
NOV20	10056	10106	▲50	10100	10100
DEC20	10666	10628	▼38	10700	10600
Q121	8599	8626	▲27	8650	8650
Q221	10206	10272	▲66	10300	10300
CAL21	9944	9966	▲22	10000	9950
CAL22	9584	9600	▲16	-	-

Sentiment was good for the Panamax market. Rates did not move much and volume was good.

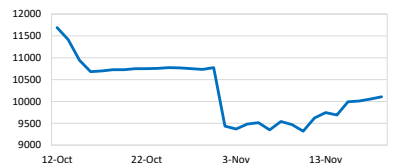
Closing Prices



Spot Prices of Last 7 Days



Spot Prices of Last 30 Days

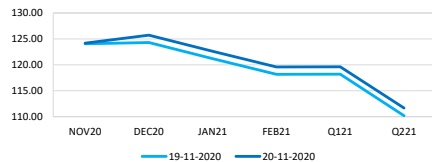


## Iron Ore TSIO 62% Fe

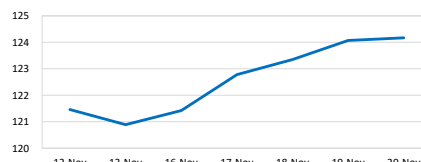
Period	Open	Close	Change	Daily High	Daily Low
NOV20	124.07	124.17	▲0.10	124.45	124.10
DEC20	124.30	125.72	▲1.42	125.85	123.40
JAN21	121.19	122.60	▲1.41	122.65	122.05
FEB21	118.16	119.60	▲1.44	-	-
Q121	118.19	119.62	▲1.43	119.65	118.35
Q221	110.19	111.67	▲1.48	111.70	111.20

Iron ore futures climbed to near-126 on Friday amid a decline in port stockpiles and robust steel demand.

Closing Prices



Spot Prices of Last 7 Days



Spot Prices of Last 30 Days

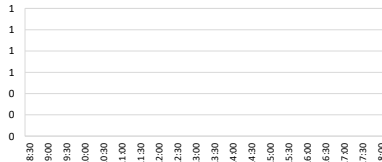


## Singapore Fuel Oil 380cst

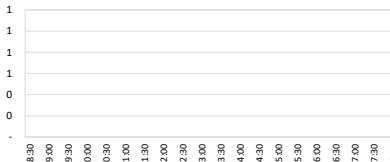
Period	Open	Close	Change	Highest Bid	Lowest Offer	Last Bid	Last Offer
NOV20	270.80	271.82	▲1.02				
DEC20	268.46	273.38	▲4.92				
JAN21	264.82	269.53	▲4.71				
FEB21	262.96	267.83	▲4.87				
Q121	263.29	268.06	▲4.77				
Q221	260.21	265.52	▲5.31				

Oil is on track for a third week of gains this afternoon, as vaccine news is propping up oil in the market with participants taking a bullish view as demand looks to bounce back as the population may be able to get back to some normality.

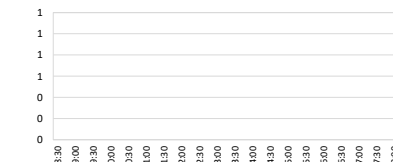
FOS S380 NOV20



FOS S380 DEC20



FOS S380 JAN21



## Daily Volumes

Asset Class	20-Nov	19-Nov	18-Nov	17-Nov	16-Nov
Capesize 5TC (Lots)	460	480	530	755	611
Panamax 4TC (Lots)	755	2215	1015	1896	655
Iron Ore 62% (MT)	711500	391000	700000	672000	340000
FOS S380 (MT)	-	-	-	-	-

Best Regards,  
Zhi Rui Ang  
www.eexasia.com  
Singapore: +65 6206 9828

**Disclaimer:**

This information has been prepared by the EEX Asia Team. Use of the information presented here is at your sole risk, and any content, material, and/or data presented or otherwise obtained through your use of the information in this document is at your own discretion and risk and you will be solely responsible for any damage to you personally or your company or organisation or business associates whatsoever which in anyway results from the use, reliance or application of such content material and/or information. Certain data has been obtained from various sources and any copyright existing in such data shall remain the property of the source. Except for the foregoing, the EEX Asia Team retains all copyright within this document. The copying or redistribution of any part of this document without the express written authority of the EEX Asia Team is forbidden. ©EEX Asia 2020