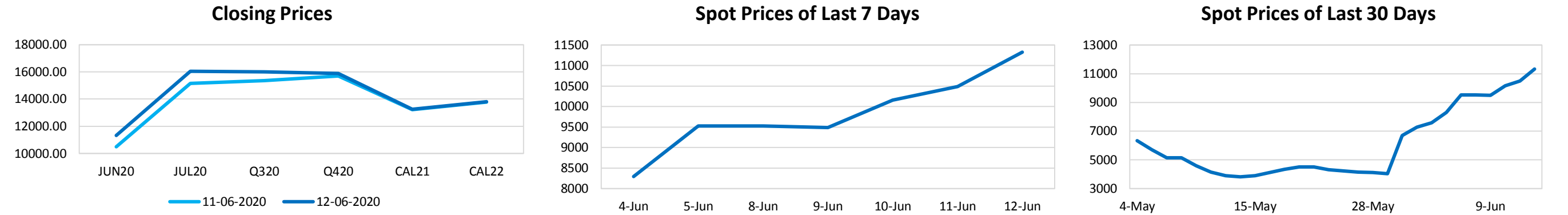


eexasia

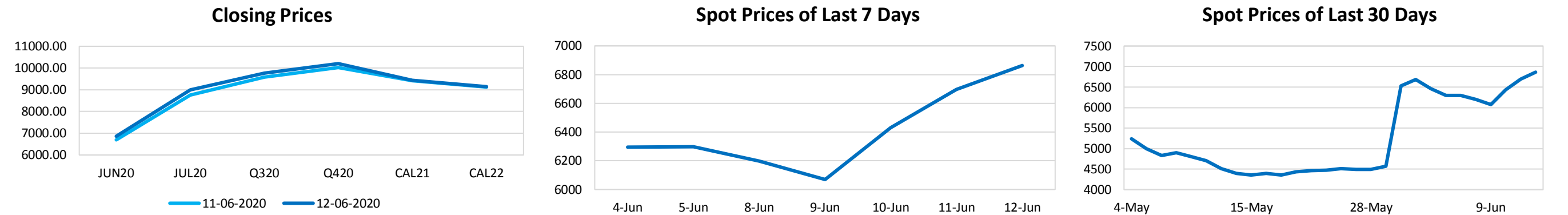
EEX Asia End of Day Report

Friday, 12 June 2020

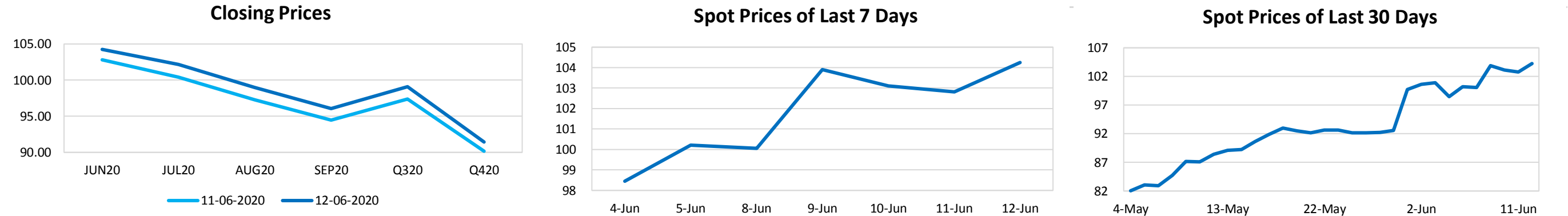
Capesize Average 5TC						The Capesize market made new highs for the year this week after strong iron ore demand to the far east continued to develop in the market.
Period	Open	Close	Change	Daily High	Daily Low	
JUN20	10491	11325	▲834	11250	10500	
JUL20	15153	16047	▲894	16100	15000	
Q320	15366	16018	▲652	16000	15100	
Q420	15700	15881	▲181	15600	15500	
CAL21	13209	13246	▲37	13300	13250	
CAL22	13791	13794	▲3	-	-	




Panamax Average 4TC						The Panamax market witnessed a substantial recovery this week, this despite a lethargic week of activity in Asia and a complex market to call in the Atlantic, at least until midweek when the EC South America market exploded into action.
Period	Open	Close	Change	Daily High	Daily Low	
JUN20	6697	6863	▲166	-	-	
JUL20	8763	8994	▲231	9050	8750	
Q320	9587	9772	▲185	9800	9500	
Q420	10022	10203	▲181	10200	9950	
CAL21	9425	9442	▲17	9400	9400	
CAL22	9128	9147	▲19	9110	9110	



Iron Ore TSIO 62% Fe						Iron ore futures rebounded strongly on Friday as supply concerns escalate. Brazilian miner Vale appears to be locked into a fresh legal battle as Brazilian prosecutors are said to be looking into whether the miner is doing enough to keep workers safe, less than a week after its Itabira complex was ordered by the court to shut down due to coronavirus.
Period	Open	Close	Change	Daily High	Daily Low	
JUN20	102.81	104.25	▲1.44	104.25	102.00	
JUL20	100.38	102.15	▲1.77	102.90	99.40	
AUG20	97.29	98.99	▲1.70	99.60	98.00	
SEP20	94.46	96.08	▲1.62	96.50	94.30	
Q320	97.38	99.07	▲1.70	-	-	
Q420	90.16	91.43	▲1.27	91.75	90.10	



Singapore Fuel Oil 380cst								The market extended losses overnight as a surge in U.S. coronavirus cases this week raised the prospect of a second wave of the COVID-19 outbreak hitting demand in the world's biggest consumer of crude and fuel. Traders are concerned about signs that coronavirus cases in the U.S. are continuing to rise and topped the 2 million mark just as businesses are resuming activity.
Period	Open	Close	Change	Highest Bid	Lowest Offer	Last Bid	Last Offer	
JUN20	227.91	218.63	▼9.28					
JUL20	238.14	227.16	▼10.98					
AUG20	240.04	229.73	▼10.31					
SEP20	239.14	228.96	▼10.18					
Q320	239.11	228.62	▼10.49					
Q420	240.12	228.63	▼11.49					



Daily Volumes					
Asset Class	12-Jun	11-Jun	10-Jun	9-Jun	8-Jun
Capesize 5TC (Lots)	1315	2555	2965	1660	445
Panamax 4TC (Lots)	3079	3385	2880	1065	4025
Iron Ore 62% (MT)	729000	523000	755500	971500	1132000
FOS S380 (MT)	-	-	-	-	-

Best Regards,
Zhi Rui Ang
www.eexasia.com
Singapore: +65 6206 9828

Disclaimer:
This information has been prepared by the EEX Asia Team. Use of the information presented here is at your sole risk, and any content, material, and/or data presented or otherwise obtained through your use of the information in this document is at your own discretion and risk and you will be solely responsible for any damage to you personally or your company or organisation or business associates whatsoever which in anyway results from the use, reliance or application of such content material and/or information. Certain data has been obtained from various sources and any copyright existing in such data shall remain the property of the source. Except for the foregoing, the EEX Asia Team retains all copyright within this document. The copying or redistribution of any part of this document without the express written authority of the EEX Asia Team is forbidden.
©EEX Asia 2020