

# eexasia

## EEX Asia End of Day Report

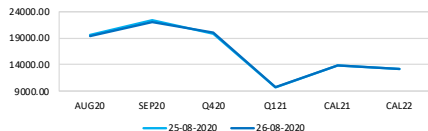
Wednesday, 26 August 2020

### Capesize Average 5TC

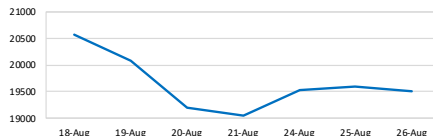
Period	Open	Close	Change	Daily High	Daily Low
AUG20	19594	19500	▼94	-	-
SEP20	22406	22044	▼362	22150	21750
Q420	19939	19996	▲57	20100	19850
Q121	9694	9744	▲50	9750	9600
CAL21	13870	13917	▲48	13950	13900
CAL22	13156	13169	▲13	-	-

An assortment of Capesize fixtures has the market active yet unconvinced of a solid direction. The North Atlantic continues to fall away as the dearth of cargo takes its toll. Countering this weakness the Brazil to China trade routes lifted appears to be gaining in strength as the C3 pushed back over today for Baltic window loading dates 15-30 September.

Closing Prices



Spot Prices of Last 7 Days



Spot Prices of Last 30 Days

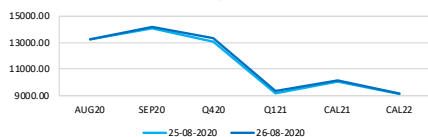


### Panamax Average 4TC

Period	Open	Close	Change	Daily High	Daily Low
AUG20	13288	13288	0	-	-
SEP20	14091	14200	▲109	14350	13900
Q420	13068	13335	▲267	13600	13200
Q121	9191	9350	▲159	9500	9250
CAL21	10068	10141	▲73	10200	10100
CAL22	9128	9163	▲35	9200	9200

Better bids remained for end September arrival ECSA, the earlier arrivals having to concede less to get fixed. An active day in Asia with some healthy fixing volume today noticeably from NoPac adding to the growing sentiment this basin.

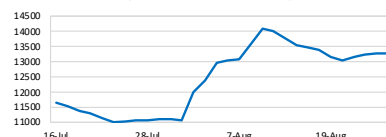
Closing Prices



Spot Prices of Last 7 Days



Spot Prices of Last 30 Days

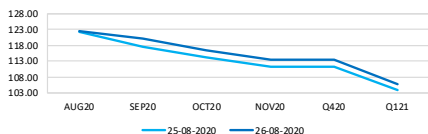


### Iron Ore TSIO 62% Fe

Period	Open	Close	Change	Daily High	Daily Low
AUG20	122.30	122.54	▲0.24	-	-
SEP20	117.63	120.10	▲2.47	1202.00	117.60
OCT20	114.16	116.43	▲2.27	116.80	114.30
NOV20	111.35	113.54	▲2.19	112.35	112.35
Q420	111.38	113.54	▲2.16	112.80	112.80
Q121	103.92	105.78	▲1.86	106.00	104.20

Iron ore futures halted a four-day losing streak despite increased supplies. Preliminary data show Brazilian exports are at the highest in a year, according to BMO Capital.

Closing Prices



Spot Prices of Last 7 Days



Spot Prices of Last 30 Days

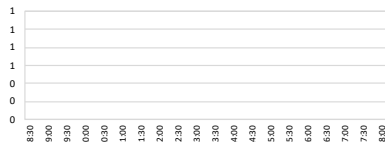


### Singapore Fuel Oil 380cst


Period	Open	Close	Change	Highest Bid	Lowest Offer	Last Bid	Last Offer
AUG20	260.86	261.85	▲0.99				
SEP20	263.12	269.42	▲6.30				
OCT20	261.95	268.35	▲6.40				
NOV20	261.54	268.52	▲6.98				
Q420	261.79	268.56	▲6.77				
Q121	265.05	272.83	▲7.78				

According to Stephen Innes, chief global markets strategist at AxiCorp, markets are currently pricing in a possible near-term catastrophic gasoline shortage. Elsewhere, inventory report by the American Petroleum Institute showed a larger-than-expected drawdown in both US commercial crude supplies and gasoline inventories.

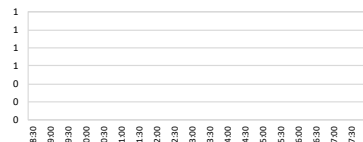
FOS S380 AUG20



FOS S380 SEP20



FOS S380 OCT20



### Daily Volumes

Asset Class	26-Aug	25-Aug	24-Aug	21-Aug	20-Aug
Capesize 5TC (Lots)	1385	938	580	185	820
Panamax 4TC (Lots)	2210	1225	1470	1415	760
Iron Ore 62% (Mt)	845000	560000	665000	745000	660000
FOS S380 (Mt)	-	-	-	-	-

Best Regards,  
Zhi Rui Ang  
www.eexasia.com  
Singapore: +65 6206 9828

#### Disclaimer:

This information has been prepared by the EEX Asia Team. Use of the information presented here is at your sole risk, and any content, material, and/or data presented or otherwise obtained through your use of the information in this document is at your own discretion and risk and you will be solely responsible for any damage to you personally or your company or organisation or business associates whatsoever which in anyway results from the use, reliance or application of such content material and/or information. Certain data has been obtained from various sources and any copyright existing in such data shall remain the property of the source. Except for the foregoing, the EEX Asia Team retains all copyright within this document. The copying or redistribution of any part of this document without the express written authority of the EEX Asia Team is forbidden. ©EEX Asia 2020