

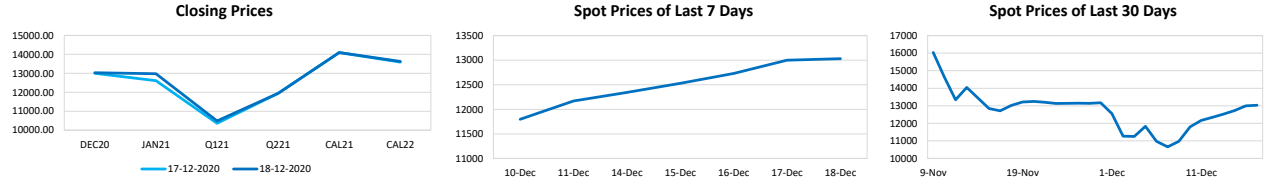


EEX Asia End of Day Report

Friday, 18 December 2020

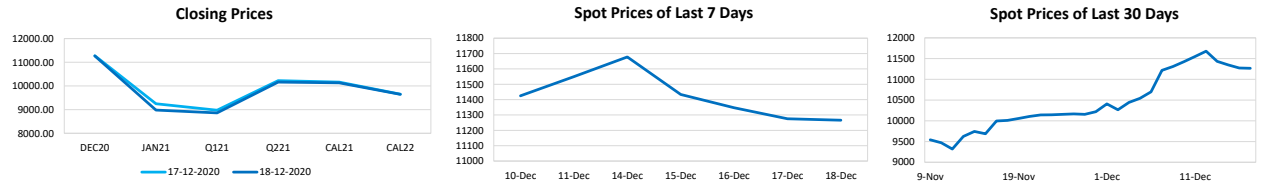
Capesize Average 5TC					
Period	Open	Close	Change	Daily High	Daily Low
DEC20	13000	13031	▲31	-	-
JAN21	12616	12981	▲365	13500	12750
Q121	10364	10488	▲125	10700	10000
Q221	11947	11941	▼6	-	-
CAL21	14096	14097	▲1	14050	14000
CAL22	13594	13631	▲37	13700	13700

An active end to the week for the capes as the physical continued to show further gains in both oceans.



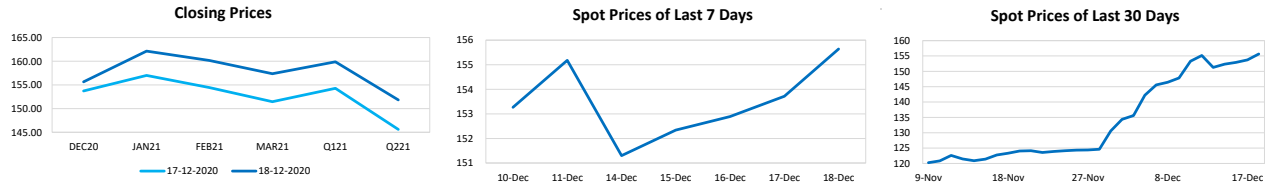
Panamax Average 4TC					
Period	Open	Close	Change	Daily High	Daily Low
DEC20	11275	11266	▼9	-	-
JAN21	9250	8981	▼269	9200	8900
Q121	8975	8862	▼113	8950	8850
Q221	10225	10159	▼66	10150	10150
CAL21	10158	10132	▼26	10150	10150
CAL22	9650	9644	▼6	-	-

A few pockets of resistance in some areas with improved demand and positional tightness, but overall, it proved to be a week of corrections as bids weakened with some eventually being met as holiday cover became priority for owners.




Iron Ore TSIO 62% Fe					
Period	Open	Close	Change	Daily High	Daily Low
DEC20	153.72	155.64	▲1.92	154.50	154.50
JAN21	157.00	162.13	▲5.13	162.80	157.60
FEB21	154.44	160.15	▲5.71	161.15	156.40
MAR21	151.45	157.35	▲5.90	156.10	156.10
Q121	154.30	159.88	▲5.58	-	-
Q221	145.61	151.83	▲6.22	151.90	147.80

Iron ore futures soared to the highest since trading began in 2013, alongside a surge across other industrial commodities such as copper, amid a weaker dollar and optimism about the global economy.



Singapore Fuel Oil 380cst							
Period	Open	Close	Change	Highest Bid	Lowest Offer	Last Bid	Last Offer
DEC20	300.81	300.48	▼0.33				
JAN21	306.74	308.34	▲1.60				
FEB21	305.17	306.49	▲1.32				
MAR21	303.64	305.08	▲1.44				
Q121	305.18	306.64	▲1.46				
Q221	299.87	299.69	▼0.18				

Oil prices end the day up at 1645GMT, printing \$52.08 per barrel, up 1.11%. Highs in the day reached \$52.25 with lows of \$51.13 per barrel.



Daily Volumes					
Asset Class	18-Dec	17-Dec	16-Dec	15-Dec	14-Dec
Capesize 5TC (Lots)	1515	1185	860	900	990
Panamax 4TC (Lots)	665	1665	835	1580	1325
Iron Ore 62% (MT)	867500	972000	871500	545000	1030500
FOS S380 (MT)	-	-	-	-	-

Best Regards,  
Zhi Rui Ang  
www.eexasia.com  
Singapore: +65 6206 9828

**Disclaimer:**  
This information has been prepared by the EEX Asia Team. Use of the information presented here is at your sole risk, and any content, material, and/or data presented or otherwise obtained through your use of the information in this document is at your own discretion and risk and you will be solely responsible for any damage to you personally or your company or organisation or business associates whatsoever which in anyway results from the use, reliance or application of such content material and/or information. Certain data has been obtained from various sources and any copyright existing in such data shall remain the property of the source. Except for the foregoing, the EEX Asia Team retains all copyright within this document. The copying or redistribution of any part of this document without the express written authority of the EEX Asia Team is forbidden. ©EEX Asia 2020