

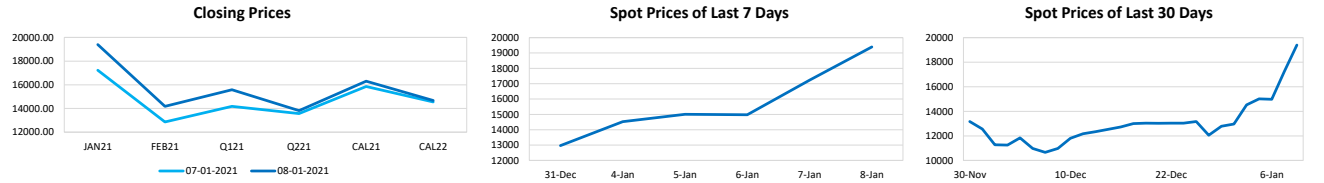


EEX Asia End of Day Report

Friday, 08 January 2021

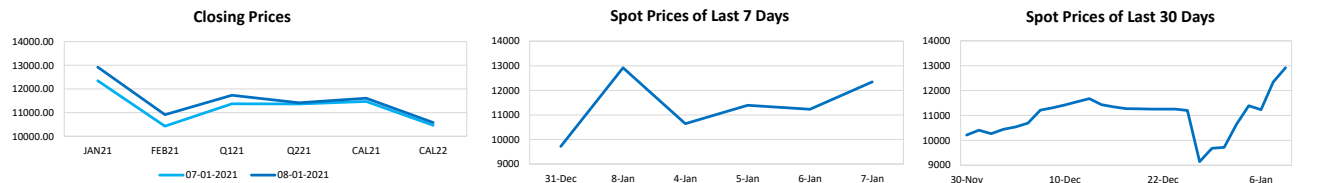
Capesize Average 5TC					
Period	Open	Close	Change	Daily High	Daily Low
JAN21	17228	19394	▲2166	19750	18000
FEB21	12863	14175	▲1312	14800	14000
Q121	14177	15582	▲1405	15900	13250
Q221	13566	13819	▲253	14000	13800
CAL21	15851	16307	▲455	16100	16100
CAL22	14550	14675	▲125	14750	14700

Capesize prices increased surprising on Thursday and Friday. The Capesize 5TC closed down for the holiday season at \$16,633 and now closes out its opening week of 2021 at a resounding \$21,131.



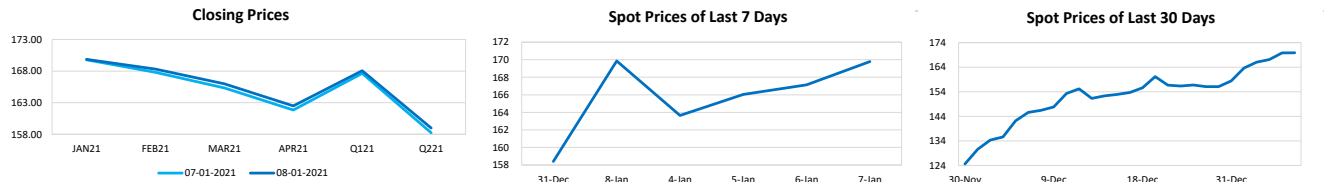
Panamax Average 4TC					
Period	Open	Close	Change	Daily High	Daily Low
JAN21	12344	12919	▲575	13250	12800
FEB21	10428	10909	▲481	11350	10600
Q121	11371	11732	▲361	12150	9100
Q221	11366	11416	▲50	11850	11400
CAL21	11470	11610	▲140	11800	11700
CAL22	10463	10581	▲118	10700	10600

The Panamax market also performed well on Friday. The panamax index rose 55 points, or 3.7%, to 1,559, its highest level since Sept. 2, 2020.




Iron Ore TSIO 62% Fe					
Period	Open	Close	Change	Daily High	Daily Low
JAN21	169.79	169.86	▲0.07	170.65	169.15
FEB21	167.80	168.32	▲0.52	169.00	166.95
MAR21	165.33	165.98	▲0.65	166.20	164.70
APR21	161.83	162.50	▲0.67	163.00	162.70
Q121	167.64	168.05	▲0.41	167.25	167.00
Q221	158.24	158.99	▲0.75	159.00	158.00

Iron ore futures were firmer on Friday on declining stockpiles, amid the re-emergence of new coronavirus cases in China's steelmaking province of Hebei. Shijiazhuang, a city of 11 million people in Hebei province and a key region to the production of steel rebar, has been locked down after some 200 infections were reported, the worst outbreak in about two months.



Singapore Fuel Oil 380cst							
Period	Open	Close	Change	Highest Bid	Lowest Offer	Last Bid	Last Offer
JAN21	323.75	324.33	▲0.58				
FEB21	322.58	324.20	▲1.62				
MAR21	321.82	323.47	▲1.65				
APR21	319.55	320.80	▲1.25				
Q121	322.72	324.00	▲1.28				
Q221	316.83	318.02	▲1.19				

Oil price climbed today. The key support for these sustained prices in the market at present are the voluntary Saudi cuts to the tune of 1 million barrels per day in both February and March.



Daily Volumes					
Asset Class	8-Jan	7-Jan	6-Jan	5-Jan	4-Jan
Capesize 5TC (Lots)	1760	2470	1390	1295	815
Panamax 4TC (Lots)	5645	2320	4790	4360	2775
Iron Ore 62% (MT)	731900	1641000	869700	719000	294200
FOS S380 (MT)	-	-	-	-	-

Best Regards,  
Zhi Rui Ang  
www.eexasia.com  
Singapore: +65 6206 9828

**Disclaimer:**  
This information has been prepared by the EEX Asia Team. Use of the information presented here is at your sole risk, and any content, material, and/or data presented or otherwise obtained through your use of the information in this document is at your own discretion and risk and you will be solely responsible for any damage to you personally or your company or organization or business associates whatsoever which in anyway results from the use, reliance or application of such content material and/or information. Certain data has been obtained from various sources and any copyright existing in such data shall remain the property of the source. Except for the foregoing, the EEX Asia Team retains all copyright within this document. The copying or redistribution of any part of this document without the express written authority of the EEX Asia Team is forbidden. ©EEX Asia 2020