

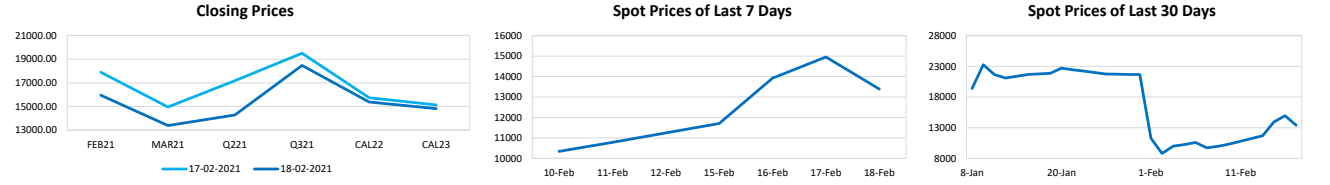
eexasia

EEX Asia End of Day Report

Thursday, 18 February 2021

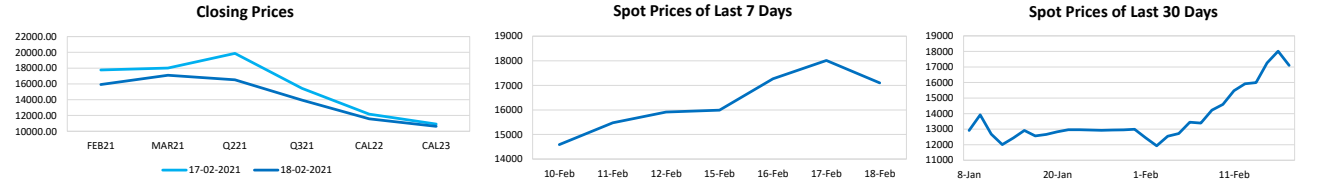
Capesize Average 5TC					
Period	Open	Close	Change	Daily High	Daily Low
FEB21	17884	15954	▼1930	13500	13500
MAR21	14956	13391	▼1565	17750	12750
Q221	17176	14286	▼2890	16100	15500
Q321	19494	18465	▼1029	22750	19500
CAL22	15734	15383	▼351	15400	15350
CAL23	15130	14819	▼311	-	-

The market was said to be in a nervous state today after the dramatic rise of the past couple of days. Today's Capesize 5TC market dropped \$166 to \$15,690 with both Brazil and West Australia to China managing to reverse some of the recent gains.



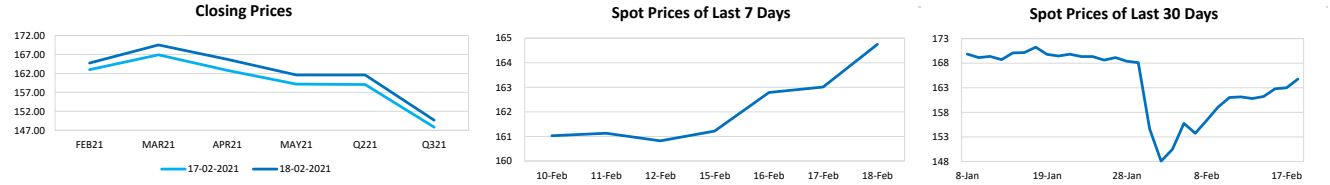
Panamax Average 4TC					
Period	Open	Close	Change	Daily High	Daily Low
FEB21	17772	15923	▼1849	18000	16750
MAR21	18013	17100	▼913	22300	17500
Q221	19869	16521	▼3348	20000	15000
Q321	15431	13946	▼1486	14800	13850
CAL22	12168	11581	▼587	11850	11600
CAL23	10914	10628	▼287	10400	10400

Brokers noticed some resistance from charterers today in the east. For vessels open in Far East or Southeast Asia, the gap between Owners and Charterers slightly widened for Pacific round voyages.



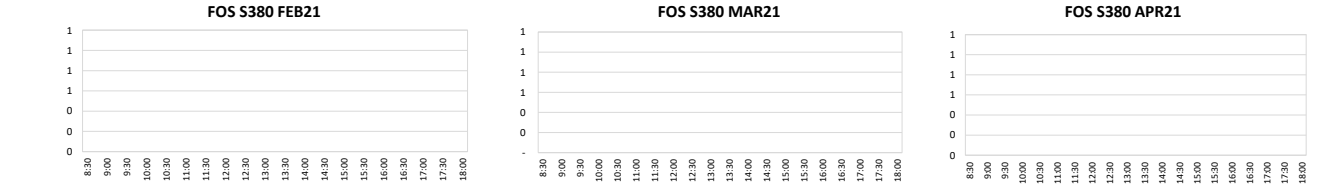
Iron Ore TSIO 62% Fe					
Period	Open	Close	Change	Daily High	Daily Low
FEB21	163.01	164.75	▲1.74	165.60	163.60
MAR21	166.91	169.52	▲2.61	169.70	167.75
APR21	162.81	165.70	▲2.89	165.80	164.35
MAY21	159.17	161.61	▲2.44	161.75	160.00
Q221	159.06	161.60	▲2.54	161.65	160.00
Q321	147.83	149.66	▲1.83	-	-

Iron ore edged closer to \$170 on the first day of trading since the week-long Lunar New Year holiday as miners pointed to robust demand outlook.



Singapore Fuel Oil 380cst							
Period	Open	Close	Change	Highest Bid	Lowest Offer	Last Bid	Last Offer
FEB21	359.03	360.31	▲1.28				
MAR21	368.23	369.77	▲1.54				
APR21	366.90	368.75	▲1.85				
MAY21	364.34	366.20	▲1.86				
Q221	364.18	366.00	▲1.82				
Q321	355.11	356.48	▲1.37				

Tightening global supply and slowly increasing demand fundamentals are the key drivers for the continually bullish Brent, yet the market waits to see the outcome of the next OPEC meeting as to how much they are planning of easing supply restriction from oil producing nations



Daily Volumes					
Asset Class	18-Feb	17-Feb	16-Feb	15-Feb	12-Feb
Capesize 5TC (Lots)	1341	3795	6795	1010	1430
Panamax 4TC (Lots)	5715	4645	4685	2365	2940
Iron Ore 62% (MT)	1133000	112000	335000	-	-
FOS S380 (MT)	-	-	-	-	-

Best Regards,
Zhi Rui Ang
www.eexasia.com
Singapore: +65 6206 9828

Disclaimer:
This information has been prepared by the EEX Asia Team. Use of the information presented here is at your sole risk, and any content, material, and/or data presented or otherwise obtained through your use of the information in this document is at your own discretion and risk and you will be solely responsible for any damage to you personally or your company or organisation or business associates whatsoever which in anyway results from the use, reliance or application of such content material and/or information. Certain data has been obtained from various sources and any copyright existing in such data shall remain the property of the source. Except for the foregoing, the EEX Asia Team retains all copyright within this document. The copying or redistribution of any part of this document without the express written authority of the EEX Asia Team is forbidden. ©EEX Asia 2020