

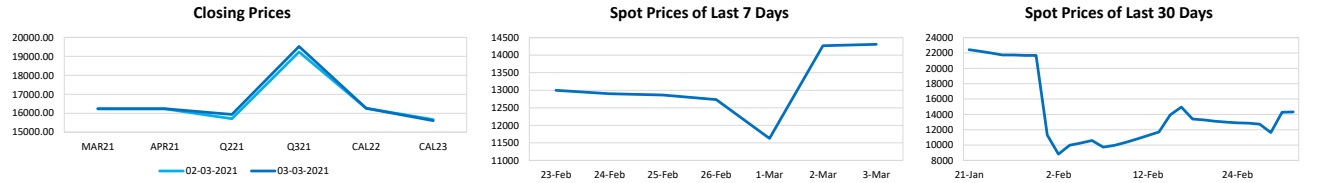


EEX Asia End of Day Report

Wednesday, 03 March 2021

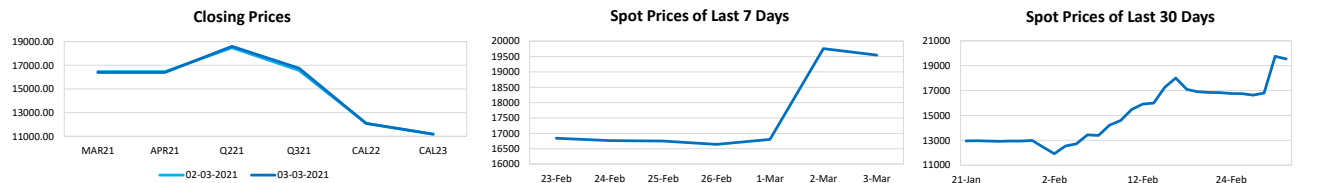
Capesize Average 5TC					
Period	Open	Close	Change	Daily High	Daily Low
MAR21	16227	16240	▲13	15250	14500
APR21	16227	16240	▲13	18000	14250
Q221	15707	15931	▲224	19000	18750
Q321	19236	19523	▲287	22750	22400
CAL22	16260	16258	▼2	16050	15900
CAL23	15664	15607	▼58	-	-

The market shifted up a gear today as substantial activity was heard on the West Australia to China C5 route while higher pricing was heard on the Brazil to China route. The Index reacted positively pushing all routes up with the Capesize 5TC lifting \$1,758 to \$13,910.



Panamax Average 4TC					
Period	Open	Close	Change	Daily High	Daily Low
MAR21	16463	16394	▼69	21500	19400
APR21	16463	16394	▼69	21000	19500
Q221	18480	18597	▲117	19000	18000
Q321	16566	16751	▲185	15850	15200
CAL22	12093	12092	▼2	12050	11900
CAL23	11170	11188	▲17	-	-

A contrasting day to recent days in the Panamax market with all routes posting positive gains.



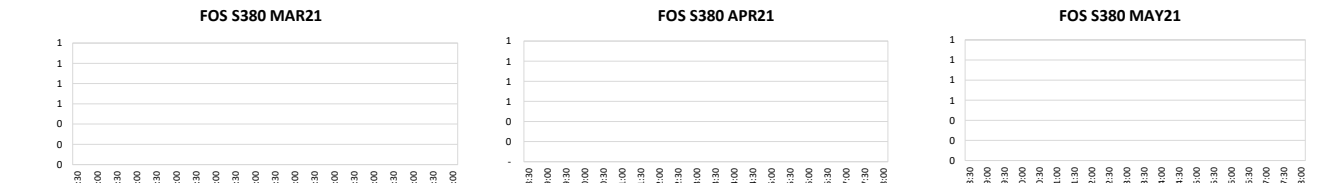
Iron Ore TSIO 62% Fe					
Period	Open	Close	Change	Daily High	Daily Low
MAR21	172.98	173.88	▲0.90	174.50	173.25
APR21	168.81	170.00	▲1.19	170.30	168.80
MAY21	164.78	165.90	▲1.12	166.20	165.75
JUN21	160.65	161.81	▲1.16	-	-
Q221	164.75	165.90	▲1.16	166.15	166.15
Q321	151.98	153.35	▲1.37	153.50	152.95

Iron ore advanced to \$170 following reports that three docks at the Caofeidian port have been closed temporarily as the National People's Congress, commonly known as the "Two Sessions" meeting, commenced.



Singapore Fuel Oil 380cst							
Period	Open	Close	Change	Highest Bid	Lowest Offer	Last Bid	Last Offer
MAR21	370.85	362.58	▼8.27				
APR21	368.91	360.49	▼8.42				
MAY21	365.96	357.80	▼8.16				
JUN21	362.80	354.95	▼7.85				
Q221	365.89	357.75	▼8.14				
Q321	353.81	347.75	▼6.06				

Brent crude oil front month futures ended the day up on Wednesday, printing \$64.16 at 1650GMT, up 2.3%. Highs in the day reached \$64.37 and lows touched \$62.38.



Daily Volumes					
Asset Class	3-Mar	2-Mar	1-Mar	26-Feb	25-Feb
Capesize 5TC (Lots)	1360	1495	125	530	1350
Panamax 4TC (Lots)	2362	3915	915	1120	1806
Iron Ore 62% (MT)	615000	655000	690000	989500	1100400
FOS S380 (MT)	-	-	-	-	-

Best Regards,
Zhi Rui Ang
www.eexasia.com
Singapore: +65 6206 9828

Disclaimer:
This information has been prepared by the EEX Asia Team. Use of the information presented here is at your sole risk, and any content, material, and/or data presented or otherwise obtained through your use of the information in this document is at your own discretion and risk and you will be solely responsible for any damage to you personally or your company or organisation or business associates whatsoever which in anyway results from the use, reliance or application of such content material and/or information. Certain data has been obtained from various sources and any copyright existing in such data shall remain the property of the source. Except for the foregoing, the EEX Asia Team retains all copyright within this document. The copying or redistribution of any part of this document without the express written authority of the EEX Asia Team is forbidden. ©EEX Asia 2020