

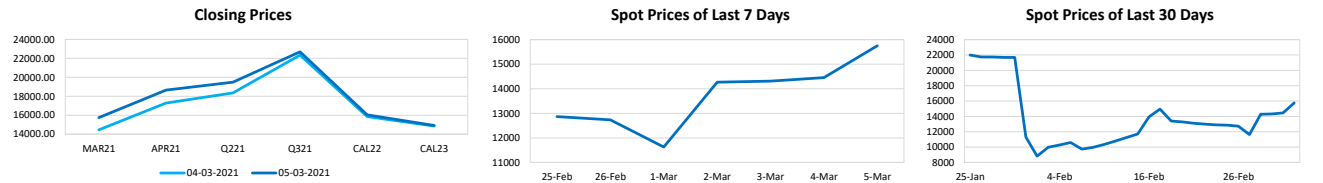
eexasia

EEX Asia End of Day Report

Friday, 05 March 2021

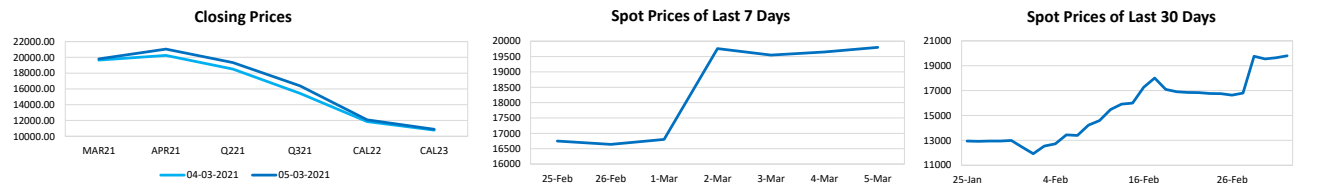
Capesize Average 5TC					
Period	Open	Close	Change	Daily High	Daily Low
MAR21	14453	15750	▲1297	16000	15250
APR21	17284	18653	▲1369	19500	18000
Q221	18359	19489	▲1129	20000	19000
Q321	22347	22691	▲344	22750	22750
CAL22	15851	16038	▲187	16050	16000
CAL23	14863	14919	▲56	-	-

The Capesize has surged for the last couple of days to trade in the upper region of its recent range. Gaining \$920 on the last trading day of the week the Capesize 5TC settled at \$14,794 which reflected the solid trading activity.



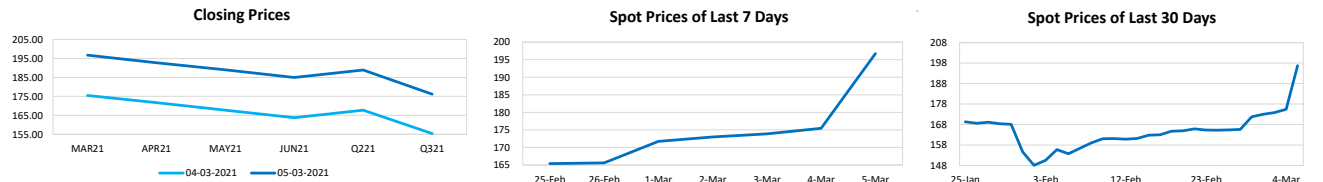
Panamax Average 4TC					
Period	Open	Close	Change	Daily High	Daily Low
MAR21	19647	19800	▲153	20000	19500
APR21	20244	21044	▲800	21000	19500
Q221	18523	19338	▲815	19500	19000
Q321	15444	16391	▲947	16500	15775
CAL22	11853	12075	▲222	12100	12100
CAL23	10784	10888	▲104	-	-

An eventful week which saw the trend move one way then the other. The week began on a negative tone, sparked into life midweek with an FFA drive only to flatten out somewhat as the week ended.



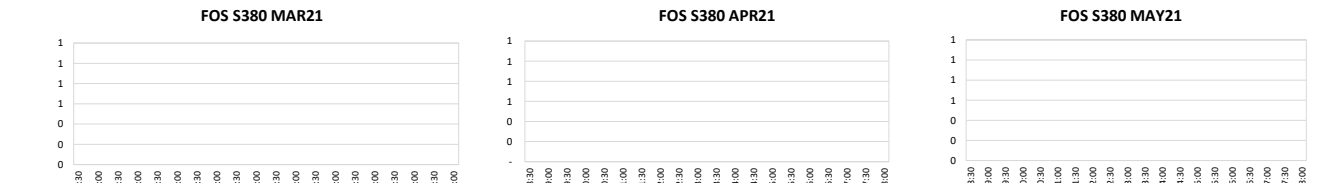
Iron Ore TSIO 62% Fe					
Period	Open	Close	Change	Daily High	Daily Low
MAR21	175.47	196.74	▲21.27	173.00	172.35
APR21	171.67	192.74	▲21.07	168.85	164.00
MAY21	167.72	189.03	▲21.31	164.85	161.30
JUN21	163.74	184.94	▲21.20	-	-
Q221	167.71	188.90	▲21.19	163.60	162.90
Q321	155.39	176.18	▲20.79	152.10	150.00

Iron ore remained under pressure on Friday as investors weighed on port inventories data while awaiting key updates from Chinese policymakers as they gathered for the National People's Congress, commonly known as the "Two sessions" meeting.



Singapore Fuel Oil 380cst							
Period	Open	Close	Change	Highest Bid	Lowest Offer	Last Bid	Last Offer
MAR21	367.84	377.74	▲9.90				
APR21	364.11	377.30	▲13.19				
MAY21	361.99	374.61	▲12.62				
JUN21	359.53	371.16	▲11.63				
Q221	361.88	374.36	▲12.48				
Q321	353.01	365.62	▲12.61				

Brent crude oil front month futures ended the day up on Thursday, printing \$69.00 at 1640GMT, up 3+%. Highs in the day reached \$69.35 and lows touched \$66.67.



Daily Volumes					
Asset Class	5-Mar	4-Mar	3-Mar	2-Mar	1-Mar
Capesize 5TC (Lots)	1640	1295	1360	1495	125
Panamax 4TC (Lots)	2905	2165	2362	3915	915
Iron Ore 62% (MT)	1499000	1367000	615000	655000	690000
FOS S380 (MT)	-	-	-	-	-

Best Regards,
Zhi Rui Ang
www.eexasia.com
Singapore: +65 6206 9828

Disclaimer:
This information has been prepared by the EEX Asia Team. Use of the information presented here is at your sole risk, and any content, material, and/or data presented or otherwise obtained through your use of the information in this document is at your own discretion and risk and you will be solely responsible for any damage to you personally or your company or organization or business associates whatsoever which in anyway results from the use, reliance or application of such content material and/or information. Certain data has been obtained from various sources and any copyright existing in such data shall remain the property of the source. Except for the foregoing, the EEX Asia Team retains all copyright within this document. The copying or redistribution of any part of this document without the express written authority of the EEX Asia Team is forbidden. ©EEX Asia 2020