

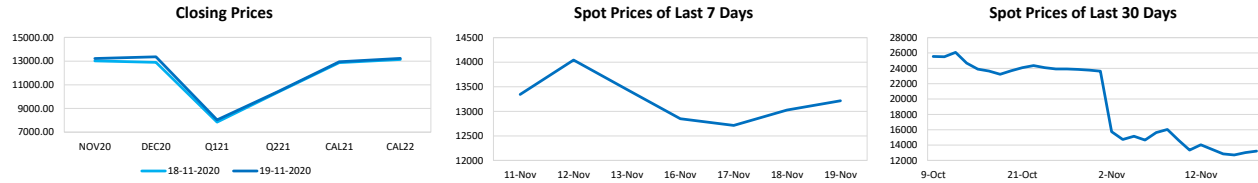


EEX Asia End of Day Report

Thursday, 19 November 2020

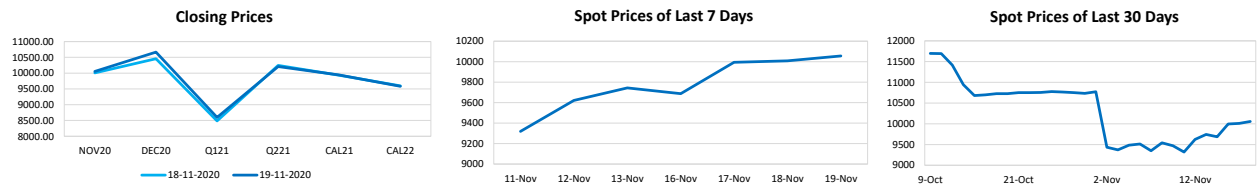
Capesize Average 5TC					
Period	Open	Close	Change	Daily High	Daily Low
NOV20	13025	13216	▲191	-	-
DEC20	12891	13363	▲472	13400	12300
Q121	7850	8040	▲189	-	-
Q221	10388	10438	▲50	10350	10350
CAL21	12867	12949	▲82	12950	12950
CAL22	13138	13235	▲97	13275	13275

It was very much an Asia-centric affair in the cape market today – a day which started with hints and rumours of better numbers, and ended with a confirmation of sorts. The timecharter average moved up an incremental \$128 to \$11,858, which in itself, was largely a function of a flat, to softer, Atlantic market.



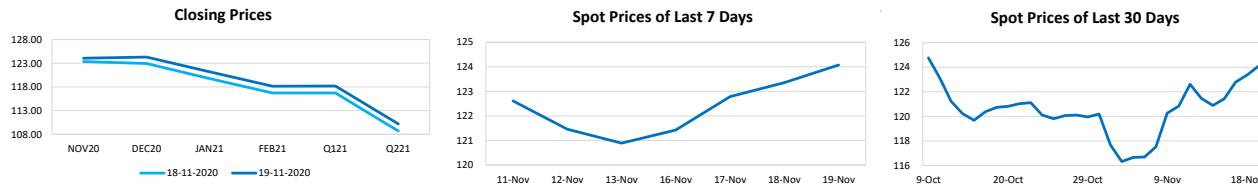
Panamax Average 4TC					
Period	Open	Close	Change	Daily High	Daily Low
NOV20	10009	10056	▲47	10100	10000
DEC20	10456	10666	▲210	10700	10350
Q121	8487	8599	▲112	8650	8450
Q221	10247	10206	▼41	10300	10200
CAL21	9934	9944	▲9	10000	9900
CAL22	9597	9584	▼13	-	-

A successive day of gains in the Panamax market with all routes posting firmer numbers, resulting in the BPI 5 TC average yielding +\$308 to publish at \$11,930.




Iron Ore TSIO 62% Fe					
Period	Open	Close	Change	Daily High	Daily Low
NOV20	123.35	124.07	▲0.72	123.80	123.80
DEC20	122.94	124.30	▲1.36	124.30	123.50
JAN21	119.77	121.19	▲1.42	121.20	120.45
FEB21	116.71	118.16	▲1.45	117.75	117.75
Q121	116.74	118.19	▲1.45	118.10	117.75
Q221	108.69	110.19	▲1.50	-	-

Iron ore futures climbed for a fourth straight day amid resilient demand from Chinese steel mills as well as fresh concerns over supply.



Singapore Fuel Oil 380cst							
Period	Open	Close	Change	Highest Bid	Lowest Offer	Last Bid	Last Offer
NOV20	270.98	270.80	▼0.18				
DEC20	271.63	268.46	▼3.17				
JAN21	267.48	264.82	▼2.66				
FEB21	265.72	262.96	▼2.76				
Q121	265.90	263.29	▼2.61				
Q221	262.80	260.21	▼2.59				

Oil and gas firms in Norway are boosting their investment plans by 12% in the sector because of accelerated project plans and increasing costs. Companies are also expected to produce significant oilfield investment in 2022, with investment in the sector estimated at around \$18.4 billion next year. (Reuters)



Daily Volumes					
Asset Class	19-Nov	18-Nov	17-Nov	16-Nov	13-Nov
Capesize 5TC (Lots)	480	530	755	611	350
Panamax 4TC (Lots)	2215	1015	1896	655	1295
Iron Ore 62% (MT)	391000	700000	672000	340000	746000
FOS S380 (MT)	-	-	-	-	-

Best Regards,
Zhi Rui Ang
www.eexasia.com
Singapore: +65 6206 9828

Disclaimer:
This information has been prepared by the EEX Asia Team. Use of the information presented here is at your sole risk, and any content, material, and/or data presented or otherwise obtained through your use of the information in this document is at your own discretion and risk and you will be solely responsible for any damage to you personally or your company or organisation or business associates whatsoever which in anyway results from the use, reliance or application of such content material and/or information. Certain data has been obtained from various sources and any copyright existing in such data shall remain the property of the source. Except for the foregoing, the EEX Asia Team retains all copyright within this document. The copying or redistribution of any part of this document without the express written authority of the EEX Asia Team is forbidden. ©EEX Asia 2020