

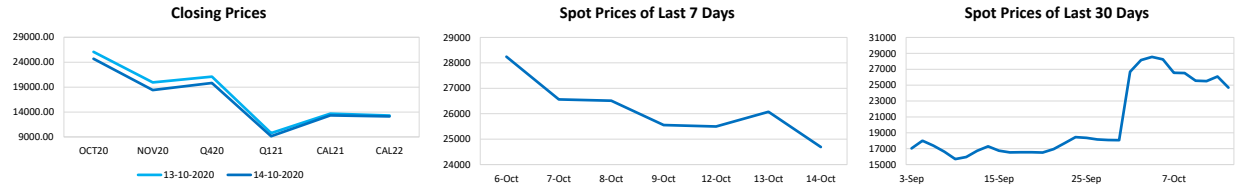
# eexasia

## EEX Asia End of Day Report

Wednesday, 14 October 2020

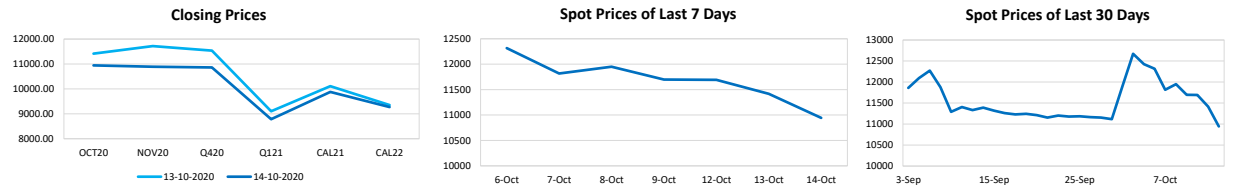
Capesize Average 5TC					
Period	Open	Close	Change	Daily High	Daily Low
OCT20	26078	24691	▼1387	25250	24600
NOV20	19944	18422	▼1522	20250	18350
Q420	21105	19832	▼1273	20900	20800
Q121	9766	9144	▼622	9600	9600
CAL21	13663	13330	▼333	13500	13375
CAL22	13294	13131	▼163	13150	13025

The Capesize market lowered further today with no routes managing to counter the negative sentiment.



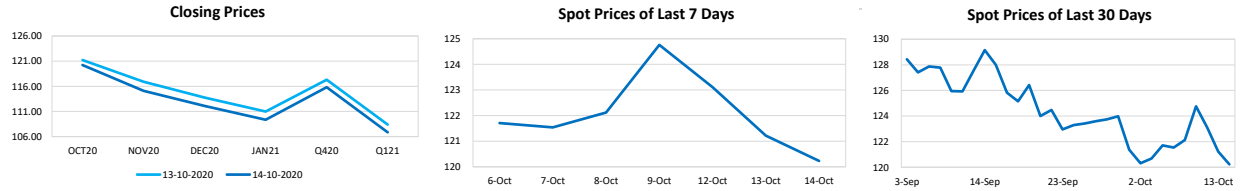
Panamax Average 4TC					
Period	Open	Close	Change	Daily High	Daily Low
OCT20	11416	10944	▼472	11200	10850
NOV20	11719	10891	▼828	11500	10850
Q420	11536	10863	▼673	11200	11000
Q121	9103	8784	▼319	9000	8800
CAL21	10107	9877	▼231	9975	9900
CAL22	9353	9269	▼84	-	-

The Panamax market spot price has been dropping constantly recently.



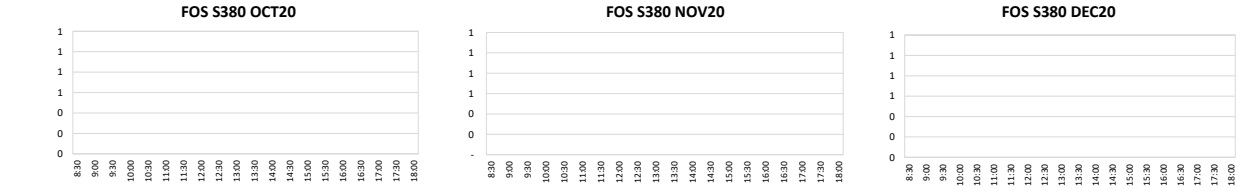
Iron Ore TSIO 62% Fe					
Period	Open	Close	Change	Daily High	Daily Low
OCT20	121.22	120.23	▼0.99	121.45	119.00
NOV20	116.92	115.12	▼1.80	116.75	113.50
DEC20	113.75	112.11	▼1.64	113.65	110.90
JAN21	110.97	109.35	▼1.62	109.30	108.80
Q420	117.30	115.82	▼1.48	-	-
Q121	108.39	106.86	▼1.53	106.90	106.45

Buyers have been slightly bearish about the prospects for the iron ore market since returning from the Chinese Golden Week holidays.



Singapore Fuel Oil 380cst							
Period	Open	Close	Change	Highest Bid	Lowest Offer	Last Bid	Last Offer
OCT20	246.64	247.99	▲1.35				
NOV20	247.22	249.55	▲2.33				
DEC20	247.56	249.55	▲1.99				
JAN21	248.56	249.92	▲1.36				
Q420	247.14	249.03	▲1.89				
Q121	249.64	250.53	▲0.89				

Oil prices rebounded as robust China trade data offset returning supply.



Daily Volumes					
Asset Class	14-Oct	13-Oct	12-Oct	9-Oct	8-Oct
Capesize 5TC (Lots)	1285	695	520	1000	895
Panamax 4TC (Lots)	2000	2535	1300	1901	1676
Iron Ore 62% (MT)	753000	628000	302000	913000	913000
FOS S380 (MT)	-	-	-	-	-

Best Regards,  
Zhi Rui Ang  
www.eexasia.com  
Singapore: +65 6206 9828

**Disclaimer:**  
This information has been prepared by the EEX Asia Team. Use of the information presented here is at your sole risk, and any content, material, and/or data presented or otherwise obtained through your use of the information in this document is at your own discretion and risk and you will be solely responsible for any damage to you personally or your company or organisation or business associates whatsoever which in anyway results from the use, reliance or application of such content material and/or information. Certain data has been obtained from various sources and any copyright existing in such data shall remain the property of the source. Except for the foregoing, the EEX Asia Team retains all copyright within this document. The copying or redistribution of any part of this document without the express written authority of the EEX Asia Team is forbidden. ©EEX Asia 2020