

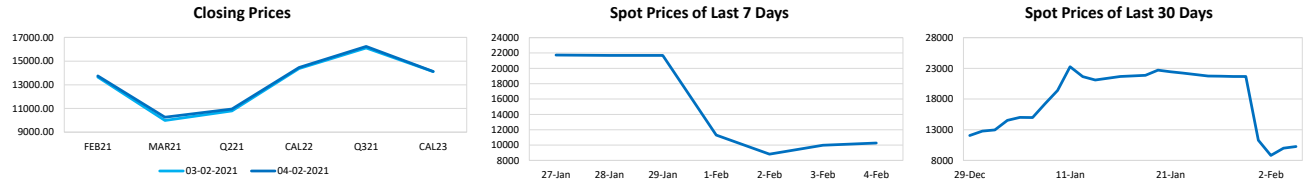


EEX Asia End of Day Report

Thursday, 04 February 2021

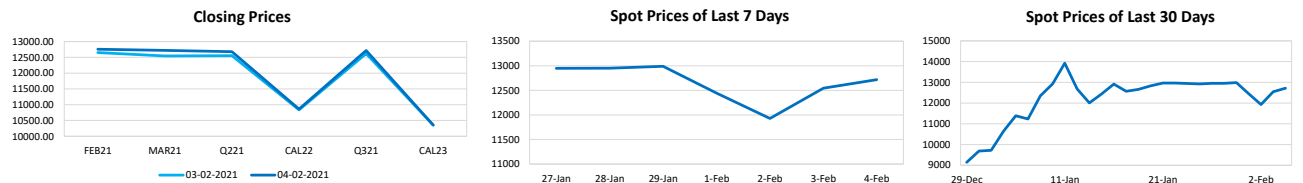
Capesize Average 5TC					
Period	Open	Close	Change	Daily High	Daily Low
FEB21	13649	13752	▲103	10150	9750
MAR21	9988	10263	▲275	9300	9000
Q221	10798	10954	▲156	12500	12250
Q321	16108	16239	▲131	-	-
CAL22	14369	14455	▲86	-	-
CAL23	14109	14130	▲21	-	-

The Capesize market appeared conflicted today as a mixture of routes registered small gains signalling a possible floor under some regions. The Capesize 5TC prices started increasing.



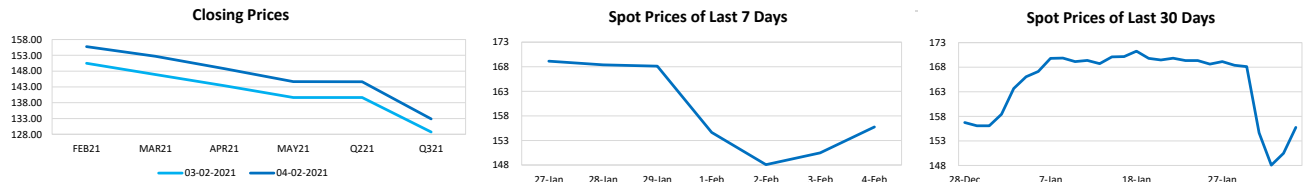
Panamax Average 4TC					
Period	Open	Close	Change	Daily High	Daily Low
FEB21	12651	12757	▲106	12750	12400
MAR21	12544	12719	▲175	12600	12300
Q221	12553	12677	▲124	12850	12500
Q321	12620	12716	▲96	12650	12650
CAL22	10839	10863	▲24	10800	10800
CAL23	10354	10357	▲2	-	-

The Panamax futures went up on Thursday and higher rates for panamax vessels countered losses in the capesize and supramax segments.




Iron Ore TSIO 62% Fe					
Period	Open	Close	Change	Daily High	Daily Low
FEB21	150.48	155.75	▲5.27	151.50	151.50
MAR21	146.92	152.69	▲5.77	153.50	148.20
APR21	143.38	148.76	▲5.38	149.25	144.00
MAY21	139.62	144.68	▲5.06	144.60	139.80
Q221	139.66	144.64	▲4.98	-	-
Q321	128.72	132.87	▲4.15	131.85	130.20

Iron ore futures surged above \$150 on Thursday as Vale's quarterly output missed expectations due to higher rain and tailings disposal curbs but maintained its guidance for 2021 and beyond.



Singapore Fuel Oil 380cst							
Period	Open	Close	Change	Highest Bid	Lowest Offer	Last Bid	Last Offer
FEB21	338.32	342.88	▲4.56				
MAR21	338.78	342.82	▲4.04				
APR21	336.95	340.94	▲3.99				
MAY21	335.03	338.40	▲3.37				
Q221	334.80	338.29	▲3.49				
Q321	327.22	330.12	▲2.90				

OPEC commitments to uphold current output quotas are seemingly working to rebalance the oil market and the urgency to keep these in place is high as the group have revised down their oil demand forecasts in 2021, with supply following suit accordingly.



Daily Volumes					
Asset Class	4-Feb	3-Feb	2-Feb	1-Feb	29-Jan
Capesize 5TC (Lots)	635	2105	2320	180	1580
Panamax 4TC (Lots)	2150	1630	1815	495	1990
Iron Ore 62% (MT)	587000	310000	1054000	2493000	787000
FOS S380 (MT)	-	-	-	-	-

Best Regards,
Zhi Rui Ang
www.eexasia.com
Singapore: +65 6206 9828

Disclaimer:
This information has been prepared by the EEX Asia Team. Use of the information presented here is at your sole risk, and any content, material, and/or data presented or otherwise obtained through your use of the information in this document is at your own discretion and risk and you will be solely responsible for any damage to you personally or your company or organisation or business associates whatsoever which in anyway results from the use, reliance or application of such content material and/or information. Certain data has been obtained from various sources and any copyright existing in such data shall remain the property of the source. Except for the foregoing, the EEX Asia Team retains all copyright within this document. The copying or redistribution of any part of this document without the express written authority of the EEX Asia Team is forbidden. ©EEX Asia 2020