

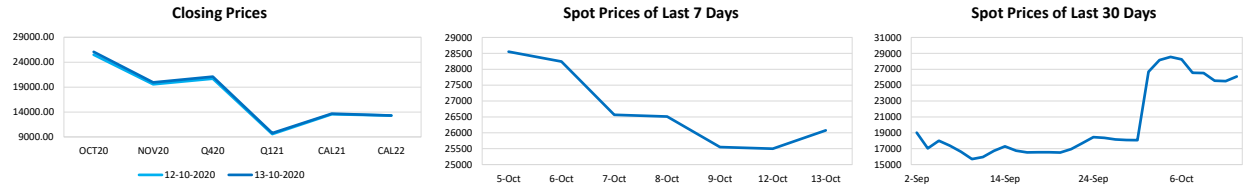
# eexasia

## EEX Asia End of Day Report

Tuesday, 13 October 2020

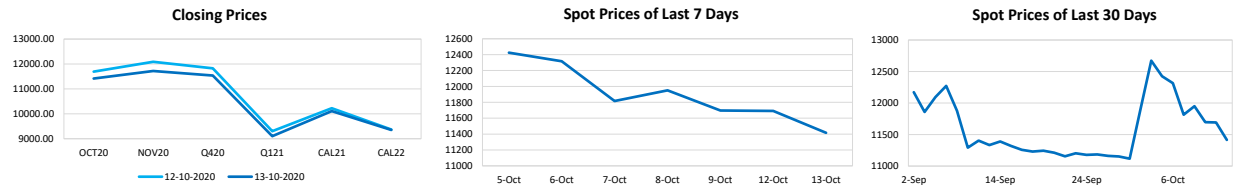
Capesize Average 5TC					
Period	Open	Close	Change	Daily High	Daily Low
OCT20	25500	26078	▲ 578	26000	25250
NOV20	19566	19944	▲ 378	20000	19100
Q420	20699	21105	▲ 406	-	-
Q121	9572	9766	▲ 194	9800	9750
CAL21	13543	13663	▲ 120	13675	13600
CAL22	13288	13294	▲ 6	-	-

The Capesize market continued its slide today across all routes as a new support level has yet to emerge. In the Pacific, most of the major west Australian charterers were heard in the CS market.



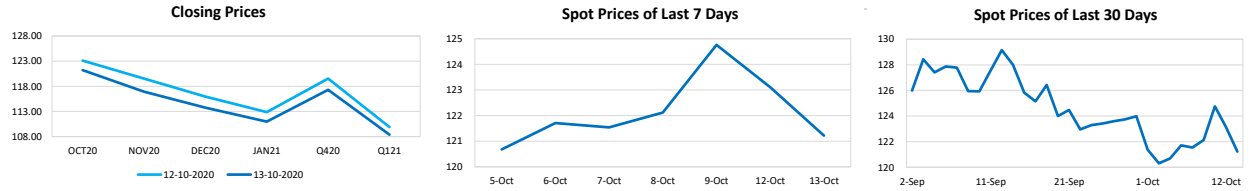
Panamax Average 4TC					
Period	Open	Close	Change	Daily High	Daily Low
OCT20	11691	11416	▼ 275	11700	11500
NOV20	12088	11719	▼ 369	12350	11700
Q420	11828	11536	▼ 293	-	-
Q121	9303	9103	▼ 200	9250	9100
CAL21	10225	10107	▼ 118	10175	10050
CAL22	9369	9353	▼ 16	9400	9350

The market appeared to be lacking any real significant fresh demand today with nervousness encompassing some owners with prompt positions to cover. In Asia a few sources commented on how fragile the market here looked right now.



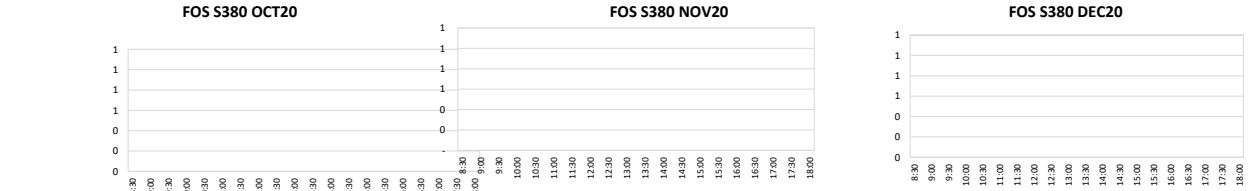
Iron Ore TSI0 62% Fe					
Period	Open	Close	Change	Daily High	Daily Low
OCT20	123.11	121.22	▼ 1.89	122.25	120.00
NOV20	119.54	116.92	▼ 2.62	118.30	115.40
DEC20	115.95	113.75	▼ 2.20	114.85	112.75
JAN21	112.86	110.97	▼ 1.89	112.00	109.90
Q420	119.53	117.30	▼ 2.24	-	-
Q121	109.90	108.39	▼ 1.51	108.50	107.60

Chinese steel production continues to grow but iron ore stocks at ports and steel mills remain at relatively low levels.



Singapore Fuel Oil 380cst							
Period	Open	Close	Change	Highest Bid	Lowest Offer	Last Bid	Last Offer
OCT20	246.50	246.64	▲ 0.14				
NOV20	249.57	247.22	▼ 2.35				
DEC20	250.34	247.56	▼ 2.78				
JAN21	251.66	248.56	▼ 3.10				
Q420	248.80	247.14	▼ 1.66				
Q121	253.15	249.64	▼ 3.51				

World oil demand is recovering slow as the Pandemic is still yet to be under control.



Daily Volumes					
Asset Class	13-Oct	12-Oct	9-Oct	8-Oct	7-Oct
Capesize 5TC (Lots)	695	520	1000	895	875
Panamax 4TC (Lots)	2535	1300	1901	1676	2635
Iron Ore 62% (MT)	628000	302000	913000	913000	2000
FOS S380 (MT)	-	-	-	-	-

Best Regards,  
Zhi Rui Ang  
www.eexasia.com  
Singapore: +65 6206 9828

**Disclaimer:**  
This information has been prepared by the EEX Asia Team. Use of the information presented here is at your sole risk, and any content, material, and/or data presented or otherwise obtained through your use of the information in this document is at your own discretion and risk and you will be solely responsible for any damage to you personally or your company or organisation or business associates whatsoever which in anyway results from the use, reliance or application of such content material and/or information. Certain data has been obtained from various sources and any copyright existing in such data shall remain the property of the source. Except for the foregoing, the EEX Asia Team retains all copyright within this document. The copying or redistribution of any part of this document without the express written authority of the EEX Asia Team is forbidden. ©EEX Asia 2020