

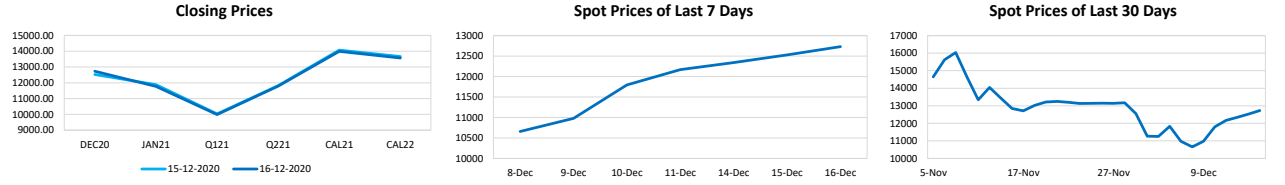


EEX Asia End of Day Report

Wednesday, 16 December 2020

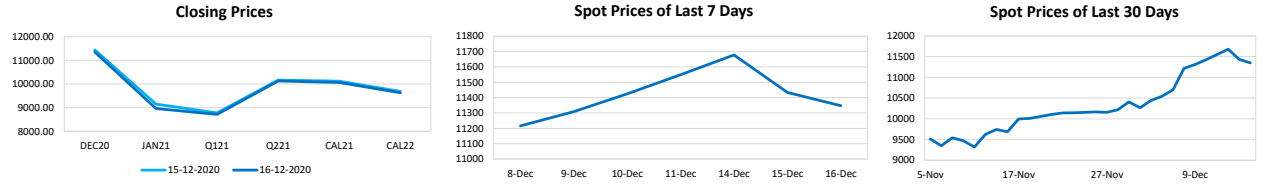
Capesize Average 5TC					
Period	Open	Close	Change	Daily High	Daily Low
DEC20	12528	12731	▲203	12800	12600
JAN21	11884	11775	▼109	12000	11750
Q121	10030	9988	▼43	10150	9900
Q221	11822	11794	▼28	-	-
CAL21	14069	13991	▼78	14050	14050
CAL22	13663	13569	▼94	-	-

The physical market continued to show further gains today with every route market higher. The timecharter average duly stepped up \$698 to \$13,826.



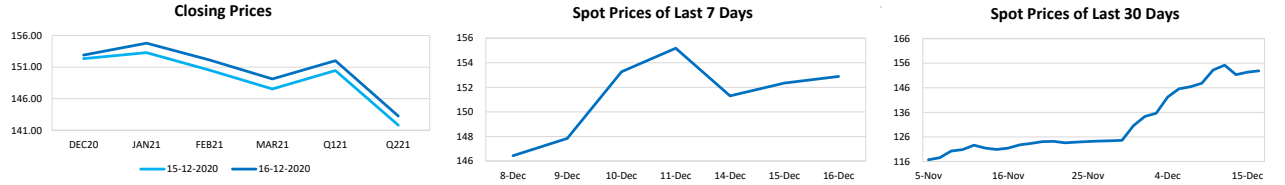
Panamax Average 4TC					
Period	Open	Close	Change	Daily High	Daily Low
DEC20	11434	11347	▼87	11350	9300
JAN21	9150	8963	▼187	9050	8900
Q121	8777	8714	▼63	8700	8700
Q221	10161	10123	▼38	10200	10150
CAL21	10118	10063	▼55	10000	10000
CAL22	9681	9628	▼53	9600	9600

It was a relatively quiet day for Panamax market with rates continuing to ease off across the curve.




Iron Ore TSIO 62% Fe					
Period	Open	Close	Change	Daily High	Daily Low
DEC20	152.34	152.89	▲0.55	153.15	152.20
JAN21	153.29	154.79	▲1.50	155.10	153.10
FEB21	150.53	152.13	▲1.60	152.35	152.35
MAR21	147.55	149.13	▲1.58	149.30	149.30
Q121	150.46	152.02	▲1.56	152.25	152.10
Q221	141.81	143.25	▲1.44	143.25	143.15

Iron ore futures advanced to \$155 on Wednesday following better steel demand outlook. Some trade sources expect that China's overall steel production will grow at 6-7% this year.



Singapore Fuel Oil 380cst							
Period	Open	Close	Change	Highest Bid	Lowest Offer	Last Bid	Last Offer
DEC20	294.29	297.69	▲3.40				
JAN21	293.66	300.36	▲6.70				
FEB21	293.08	299.11	▲6.03				
MAR21	292.78	298.11	▲5.33				
Q121	293.17	299.19	▲6.02				
Q221	289.12	294.35	▲5.23				

Crude stocks fell as distillates and gasoline reported a build. Analysts has predicted a 1.9 million draw and so the official figures proved to be much more bearish to the market initially, but levels softened on crude by 1600GMT.



Daily Volumes					
Asset Class	16-Dec	15-Dec	14-Dec	11-Dec	10-Dec
Capesize 5TC (Lots)	860	900	990	665	1495
Panamax 4TC (Lots)	835	1580	1325	580	1839
Iron Ore 62% (MT)	871500	545000	1030500	1126400	1019000
FOS S380 (MT)	-	-	-	-	-

Best Regards,  
Zhi Rui Ang  
www.eexasia.com  
Singapore: +65 6206 9828

**Disclaimer:**  
This information has been prepared by the EEX Asia Team. Use of the information presented here is at your sole risk, and any content, material, and/or data presented or otherwise obtained through your use of the information in this document is at your own discretion and risk and you will be solely responsible for any damage to you personally or your company or organisation or business associates whatsoever which in anyway results from the use, reliance or application of such content material and/or information. Certain data has been obtained from various sources and any copyright existing in such data shall remain the property of the source. Except for the foregoing, the EEX Asia Team retains all copyright within this document. The copying or redistribution of any part of this document without the express written authority of the EEX Asia Team is forbidden. ©EEX Asia 2020