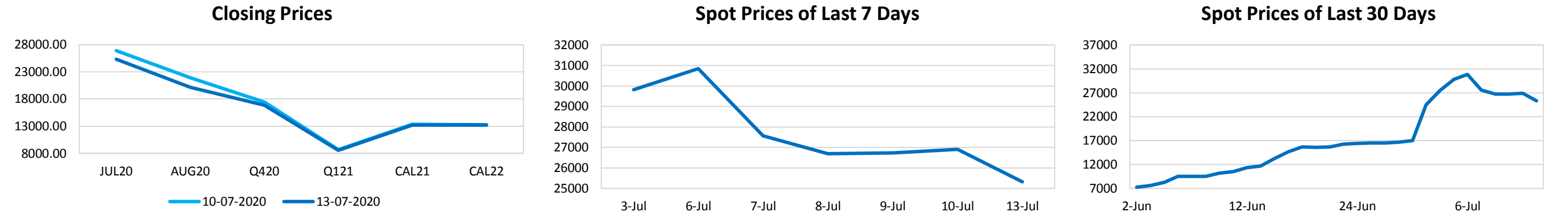


>eexasia

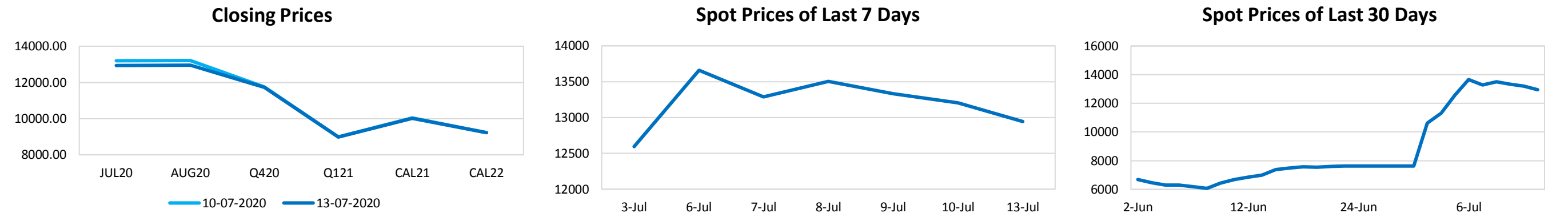
EEX Asia End of Day Report

Monday, 13 July 2020

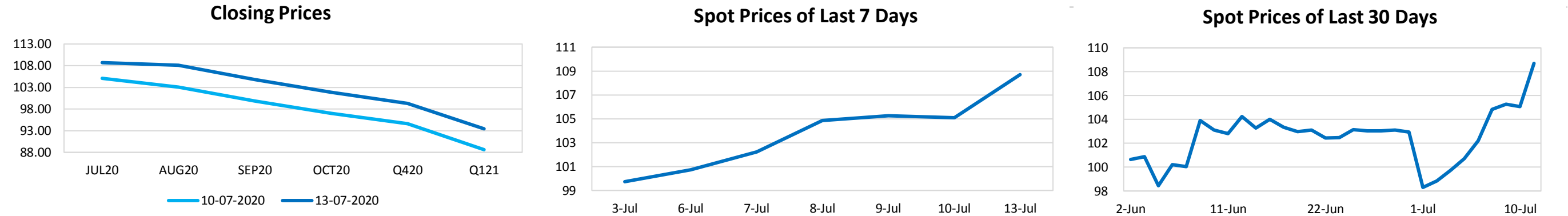
Capesize Average 5TC						There was little to prop up the Cape market today as rate declines continued across all routes.
Period	Open	Close	Change	Daily High	Daily Low	
JUL20	26903	25325	▼1578	25750	25250	
AUG20	21916	20163	▼1753	21500	20000	
Q420	17425	16866	▼559	16850	16650	
Q121	8681	8553	▼128	8500	8500	
CAL21	13328	13183	▼146	-	-	
CAL22	13294	13219	▼75	-	-	




Panamax Average 4TC						Few spot trades emerging from Friday, and today appeared somewhat of a collecting day, with people trying to gauge the next move. In Asia, something of a similar picture a slow trading day following Singapore holiday last Friday, market participants today appeared to be taking stock to digest the market ahead.
Period	Open	Close	Change	Daily High	Daily Low	
JUL20	13206	12941	▼265	-	-	
AUG20	13209	12953	▼256	13000	12900	
Q420	11744	11722	▼22	11750	11750	
Q121	8988	8981	▼7	8950	8950	
CAL21	10039	10014	▼25	-	-	
CAL22	9234	9225	▼9	-	-	



Iron Ore TSIO 62% Fe						Iron ore made another strong push this afternoon with Aug edging closer to \$109.
Period	Open	Close	Change	Daily High	Daily Low	
JUL20	105.08	108.70	▲3.62	109.40	107.05	
AUG20	103.02	108.10	▲5.08	108.25	105.95	
SEP20	99.81	104.80	▲4.99	105.50	102.70	
OCT20	97.03	101.90	▲4.87	101.60	101.00	
Q420	94.57	99.25	▲4.68	99.10	98.25	
Q121	88.62	93.43	▲4.81	92.50	91.50	



Singapore Fuel Oil 380cst								The supply and demand fundamentals of Singapore Marine Fuel 0.5%S market remain weak as inventories in onshore terminals saw a three-year high on July 8. The Singapore residue stocks rose to 26.666 million barrels as of July 8, the highest since March 22, 2017, according to Enterprise Singapore data.
Period	Open	Close	Change	Highest Bid	Lowest Offer	Last Bid	Last Offer	
JUL20	254.22	50.00	▼204.22					
AUG20	249.58	249.06	▼0.52					
SEP20	249.21	248.96	▼0.25					
OCT20	250.11	249.92	▼0.19					
Q420	251.29	251.03	▼0.26					
Q121	255.42	253.78	▼1.64					



Daily Volumes					
Asset Class	13-Jul	10-Jul	9-Jul	8-Jul	7-Jul
Capesize 5TC (Lots)	630	320	895	2130	1480
Panamax 4TC (Lots)	425	1040	1225	2315	2255
Iron Ore 62% (MT)	1472500	1131000	1075000	1257000	947000
FOS S380 (MT)	-	-	-	-	-

Best Regards,
Zhi Rui Ang
www.eexasia.com
Singapore: +65 6206 9828

Disclaimer:
This information has been prepared by the EEX Asia Team. Use of the information presented here is at your sole risk, and any content, material, and/or data presented or otherwise obtained through your use of the information in this document is at your own discretion and risk and you will be solely responsible for any damage to you personally or your company or organisation or business associates whatsoever which in anyway results from the use, reliance or application of such content material and/or information. Certain data has been obtained from various sources and any copyright existing in such data shall remain the property of the source. Except for the foregoing, the EEX Asia Team retains all copyright within this document. The copying or redistribution of any part of this document without the express written authority of the EEX Asia Team is forbidden.
©EEX Asia 2020