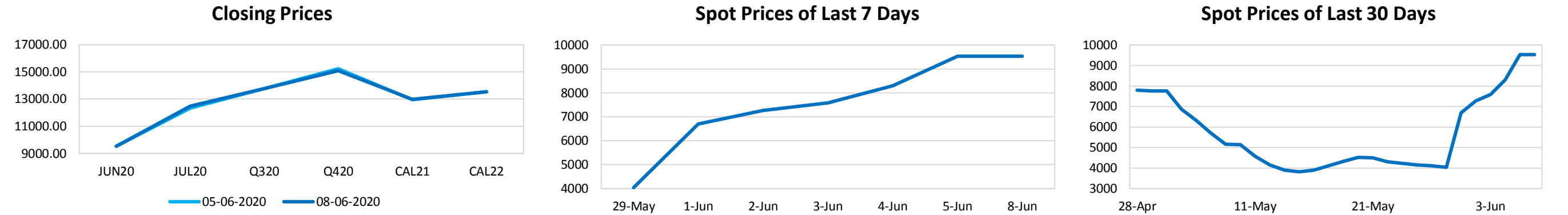


eexasia

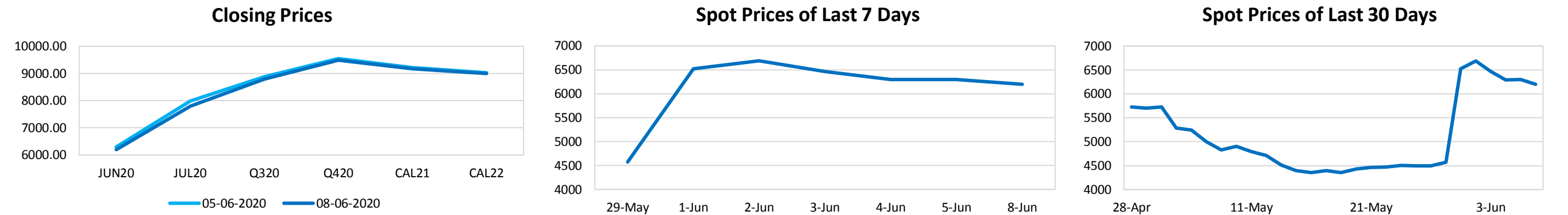
EEX Asia End of Day Report

Monday, 08 June 2020

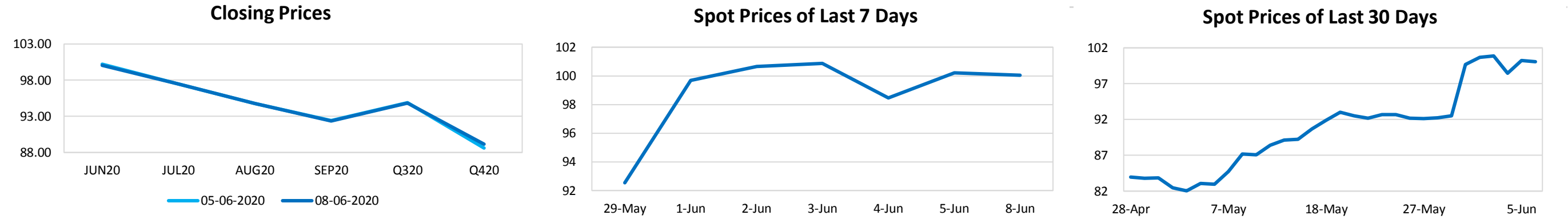
Capesize Average 5TC						Market momentum pushed the Capesize indices up another step today as Friday fixtures continued to flow in. A relatively quiet day for fixing with only West Australia showing some activity. Vale made an announcement over the weekend of suspending the activities of the Itabira mining complex in Brazil as a control measure for Covid-19. Vale stopped short of making any changes to the production guidance for 2020 while did mention there may be some temporary shortages of pellets for the domestic supply to the Tubarao complex.
Period	Open	Close	Change	Daily High	Daily Low	
JUN20	9531	9531	0	12500	8000	
JUL20	12334	12500	▲166	12750	12000	
Q320	13789	13775	▼14	13750	13400	
Q420	15234	15091	▼143	15000	15000	
CAL21	12949	12982	▲34	13000	13000	
CAL22	13538	13541	▲3	-	-	



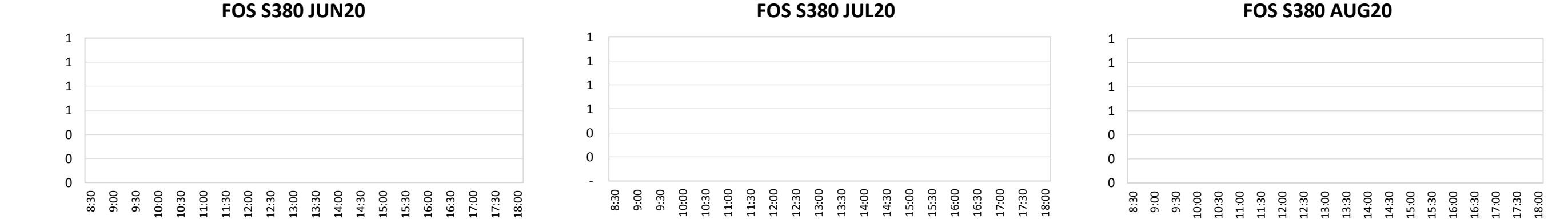
Panamax Average 4TC						A subdued start to the week as expected with a holiday in Greece today possibly effecting new trades.
Period	Open	Close	Change	Daily High	Daily Low	
JUN20	6297	6197	▼100	6250	6200	
JUL20	7994	7794	▼200	7900	7700	
Q320	8877	8799	▼78	9000	8800	
Q420	9547	9488	▼59	9500	9450	
CAL21	9216	9178	▼38	9100	9100	
CAL22	9025	8991	▼34	-	-	



Iron Ore TSIO 62% Fe						Iron ore futures tumbled this afternoon after a spokesperson of Dalian Commodity Exchange reiterated that it would take strong actions against violation of rules in an interview. The Exchange said that it had initiated investigations on certain corporates and investors who allegedly disseminated rumors and misinformation to distort the market.
Period	Open	Close	Change	Daily High	Daily Low	
JUN20	100.21	100.05	▼0.16	104.50	104.10	
JUL20	97.49	97.45	▼0.04	103.30	100.40	
AUG20	94.79	94.75	▼0.04	99.60	98.40	
SEP20	92.42	92.35	▼0.07	96.70	95.40	
Q320	94.90	94.85	▼0.05	99.85	99.00	
Q420	88.61	89.15	▲0.54	93.50	91.50	



Singapore Fuel Oil 380cst								Fuel oil exports from Fujairah in the UAE slumped to an 18-month low in May, weighed down by plentiful supplies held in floating storage and contango in Singapore, according to cargo-tracking data from Kpler.
Period	Open	Close	Change	Highest Bid	Lowest Offer	Last Bid	Last Offer	
JUN20	231.58	240.94	▲9.36					
JUL20	238.39	246.28	▲7.89					
AUG20	239.26	247.73	▲8.47					
SEP20	238.49	246.83	▲8.34					
Q320	238.71	246.95	▲8.24					
Q420	240.03	248.40	▲8.37					



Daily Volumes					
Asset Class	8-Jun	5-Jun	4-Jun	3-Jun	2-Jun
Capesize 5TC (Lots)	445	1060	2031	1150	1582
Panamax 4TC (Lots)	4025	1190	2190	1505	1140
Iron Ore 62% (MT)	1132000	378500	807000	903000	1193000
FOS S380 (MT)	-	-	-	-	-

Best Regards,
Zhi Rui Ang
www.eexasia.com
Singapore: +65 6206 9828

Disclaimer:
This information has been prepared by the EEX Asia Team. Use of the information presented here is at your sole risk, and any content, material, and/or data presented or otherwise obtained through your use of the information in this document is at your own discretion and risk and you will be solely responsible for any damage to you personally or your company or organisation or business associates whatsoever which in anyway results from the use, reliance or application of such content material and/or information. Certain data has been obtained from various sources and any copyright existing in such data shall remain the property of the source. Except for the foregoing, the EEX Asia Team retains all copyright within this document. The copying or redistribution of any part of this document without the express written authority of the EEX Asia Team is forbidden.
©EEX Asia 2020