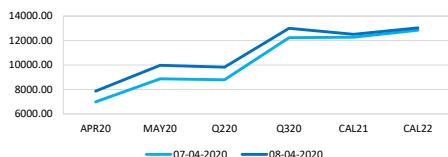


Capesize Average 5TC

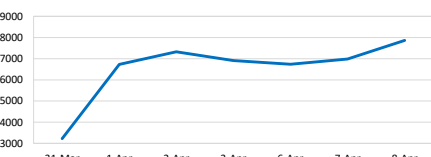
Period	Open	Close	Change	Daily High	Daily Low
APR20	6981	7863	▲ 882	7950	7200
MAY20	8872	9975	▲ 1103	10100	9500
Q220	8789	9821	▲ 1032	9750	9000
Q320	12238	13003	▲ 765	13000	12650
CAL21	12273	12513	▲ 241	12500	12500
CAL22	12847	13038	▲ 191	-	-

It was all about the busy Atlantic trade today as Charterers were heard cleaning up several vessels for cargoes from Brazil and West Africa to China. Sentiment appears buoyant in the Atlantic with stronger bids being heard for Eastern Canada fronthaul business.

Closing Prices



Spot Prices of Last 7 Days



Spot Prices of Last 30 Days

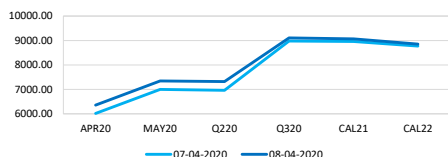


Panamax Average 4TC

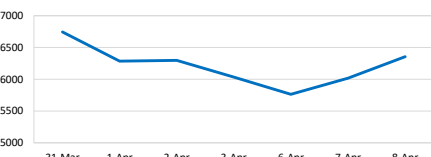
Period	Open	Close	Change	Daily High	Daily Low
APR20	6016	6356	▲ 340	6400	6200
MAY20	6997	7347	▲ 350	7400	7150
Q220	6959	7321	▲ 362	7350	7250
Q320	8978	9106	▲ 128	9150	9000
CAL21	8958	9067	▲ 109	9150	9100
CAL22	8772	8850	▲ 78	-	-

As we neared Easter holidays there was a real big spike in activity out of South America, with grain houses and a host of others entering the fray. Surprisingly with the depth of volume there was little change in rates which remained generally flat, with an appetite from some owners to take cover prior Easter.

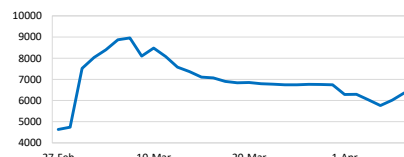
Closing Prices



Spot Prices of Last 7 Days



Spot Prices of Last 30 Days

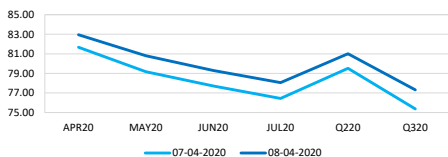


Iron Ore TSIO 62% Fe

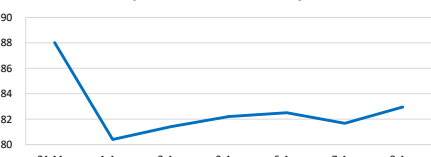
Period	Open	Close	Change	Daily High	Daily Low
APR20	81.67	82.95	▲ 1.28	83.15	81.90
MAY20	79.18	80.80	▲ 1.62	81.10	79.45
JUN20	77.71	79.30	▲ 1.59	79.50	78.10
JUL20	76.44	78.05	▲ 1.61	77.45	77.45
Q220	79.52	81.02	▲ 1.50	-	-
Q320	75.37	77.32	▲ 1.95	76.90	76.90

Trading remained light this afternoon, with genuine interest severely lacking.

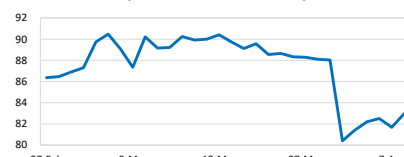
Closing Prices



Spot Prices of Last 7 Days



Spot Prices of Last 30 Days

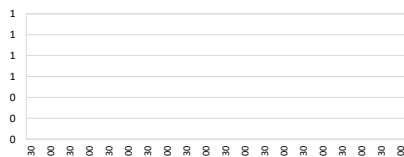


Singapore Fuel Oil 380cst

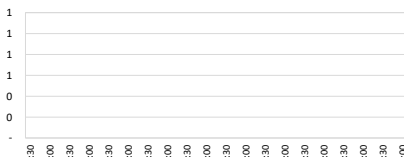
Period	Open	Close	Change	Highest Bid	Lowest Offer	Last Bid	Last Offer
APR20	182.33	183.60	▲ 1.27				
MAY20	184.69	188.91	▲ 4.22				
JUN20	190.52	194.81	▲ 4.29				
JUL20	195.86	200.38	▲ 4.52				
Q220	185.85	189.11	▲ 3.26				
Q320	199.99	204.93	▲ 4.94				

The world's largest oil producers are inching closer to an unprecedented global deal to rescue the energy industry from collapse after the U.S. said production will drop dramatically. It paves the way for Saudi Arabia and Russia to coordinate cuts at Thursday's virtual OPEC+ meeting. The meeting is widely expected to be more successful than their gathering in early March.

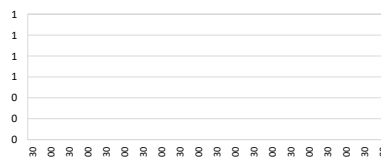
FOS S380 APR20



FOS S380 MAY20



FOS S380 JUN20



Daily Volumes

Asset Class	8-Apr	7-Apr	6-Apr	3-Apr	2-Apr
Capesize 5TC (Lots)	1205	825	110	310	1525
Panamax 4TC (Lots)	2430	370	390	885	1355
Iron Ore 62% (MT)	738400	566900	214000	1015500	1346500
FOS S380 (MT)	-	-	3000	-	2000

This information has been prepared by the EEX Asia Team. Use of the information presented here is at your sole risk, and any content, material, and/or data presented or otherwise obtained through your use of the information in this document is at your own discretion and risk and you will be solely responsible for any damage to you personally or your company or organisation or business associates whatsoever which in anyway results from the use, reliance or application of such content material and/or information. Certain data has been obtained from various sources and any copyright existing in such data shall remain the property of the source. Except for the foregoing, the EEX Asia Team retains all copyright within this document. The copying or redistribution of any part of this document without the express written authority of the EEX Asia Team is forbidden. ©EEX Asia 2020