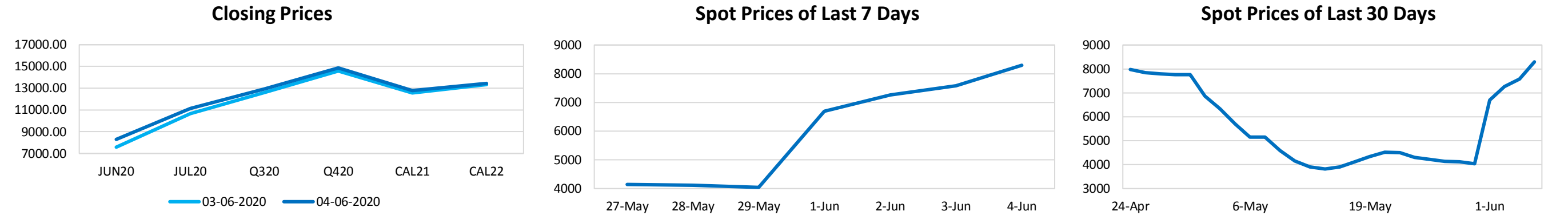


eexasia

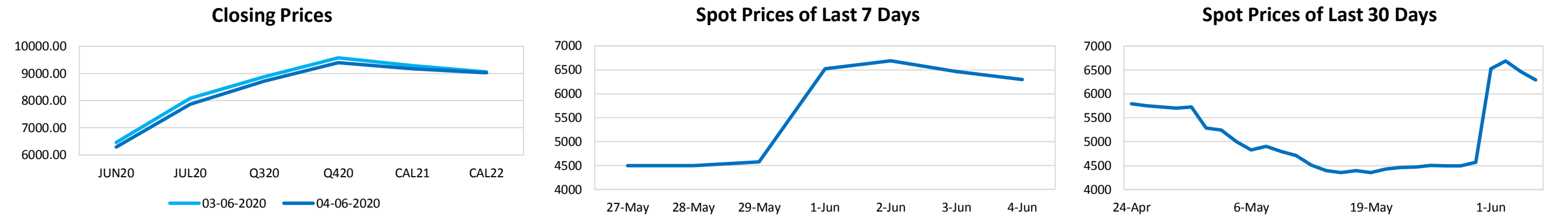
EEX Asia End of Day Report

Thursday, 04 June 2020

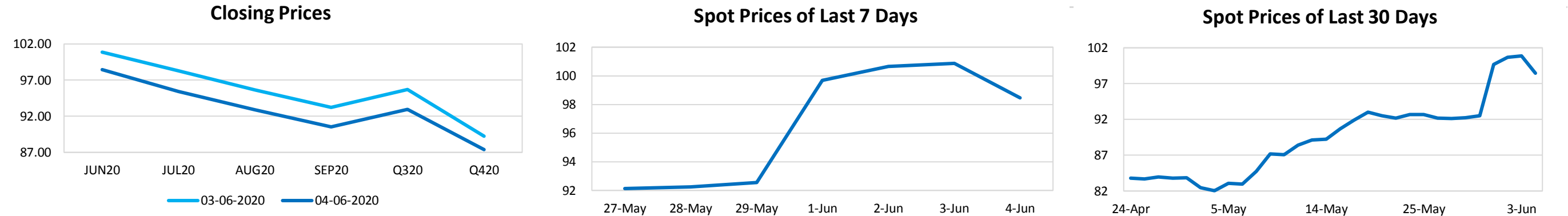
| Capesize Average 5TC | | | | | | Another solid index for the Capes today as healthy fixing activity was heard in the market out of the Pacific. Out of Brazil fixtures were not reported yet charterers' and owners ideas were clearly elevated. The Transatlantic lifted slightly but remains an anchor on the rest of the market. |
|----------------------|-------|-------|--------|------------|-----------|--|
| Period | Open | Close | Change | Daily High | Daily Low | |
| JUN20 | 7578 | 8294 | ▲716 | 8250 | 7350 | |
| JUL20 | 10650 | 11141 | ▲491 | 11250 | 10400 | |
| Q320 | 12607 | 12934 | ▲326 | 12900 | 12350 | |
| Q420 | 14584 | 14869 | ▲285 | 14800 | 14500 | |
| CAL21 | 12549 | 12774 | ▲226 | 12800 | 12500 | |
| CAL22 | 13350 | 13447 | ▲97 | 13450 | 13300 | |



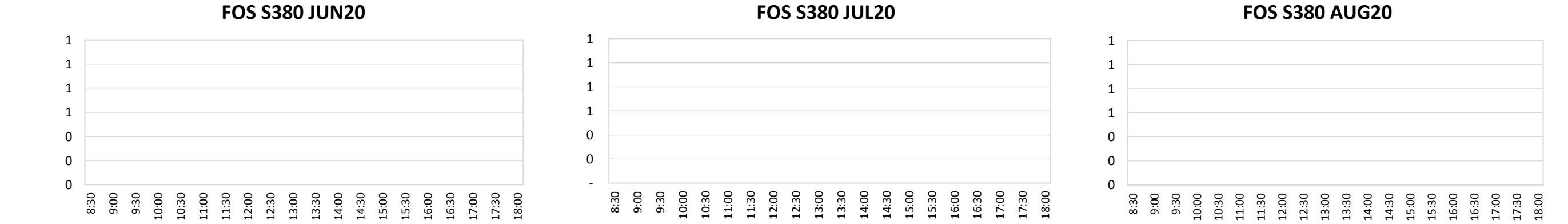
| Panamax Average 4TC | | | | | | A day chiefly notable for being eerily quiet, which several brokers suggested may be a function of a market about to perform another volte-face. Anecdotally at least, post index, there were rumoured to be some sharper offers on the ECSCA fronthaul route, whilst the transatlantic round continued to be defined as 'thin'. |
|---------------------|------|-------|--------|------------|-----------|--|
| Period | Open | Close | Change | Daily High | Daily Low | |
| JUN20 | 6463 | 6294 | ▼169 | 6400 | 6150 | |
| JUL20 | 8091 | 7866 | ▼225 | 7900 | 7600 | |
| Q320 | 8875 | 8726 | ▼149 | 8800 | 8550 | |
| Q420 | 9575 | 9397 | ▼178 | 9450 | 9300 | |
| CAL21 | 9284 | 9171 | ▼113 | 9150 | 9000 | |
| CAL22 | 9050 | 9028 | ▼22 | - | - | |



| Iron Ore TSIO 62% Fe | | | | | | Iron ore futures remained under pressure in the afternoon, with sellers mostly coming from onshore participants. |
|----------------------|--------|-------|--------|------------|-----------|--|
| Period | Open | Close | Change | Daily High | Daily Low | |
| JUN20 | 100.87 | 98.45 | ▼2.42 | 101.50 | 98.00 | |
| JUL20 | 98.31 | 95.45 | ▼2.86 | 99.15 | 95.00 | |
| AUG20 | 95.66 | 92.90 | ▼2.76 | 93.20 | 93.00 | |
| SEP20 | 93.21 | 90.55 | ▼2.66 | 90.70 | 90.60 | |
| Q320 | 95.73 | 92.97 | ▼2.76 | 93.50 | 93.20 | |
| Q420 | 89.24 | 87.38 | ▼1.86 | - | - | |



| Singapore Fuel Oil 380cst | | | | | | | | Russian emergency services are working June 4 to contain a major fuel spill at a power plant near the city of Norilsk after President Vladimir Putin declared a statement of emergency following the leak. The COVID-19 driven collapse in oil demand has led to the spread between HSFO and very low sulphur fuel narrowing to less than \$40/mt in mid-April based on the Northwest Europe differential for delivered bunker fuels at the Rotterdam hub. |
|---------------------------|--------|--------|--------|-------------|--------------|----------|------------|--|
| Period | Open | Close | Change | Highest Bid | Lowest Offer | Last Bid | Last Offer | |
| JUN20 | 221.56 | 225.51 | ▲3.95 | | | | | |
| JUL20 | 226.54 | 229.97 | ▲3.43 | | | | | |
| AUG20 | 229.46 | 232.37 | ▲2.91 | | | | | |
| SEP20 | 228.99 | 231.67 | ▲2.68 | | | | | |
| Q320 | 228.33 | 231.34 | ▲3.01 | | | | | |
| Q420 | 229.85 | 232.73 | ▲2.88 | | | | | |



| Daily Volumes | | | | | |
|---------------------|--------|--------|---------|--------|---------|
| Asset Class | 4-Jun | 3-Jun | 2-Jun | 1-Jun | 29-May |
| Capesize 5TC (Lots) | 2031 | 1150 | 1582 | 280 | 2585 |
| Panamax 4TC (Lots) | 2190 | 1505 | 1140 | 440 | 1591 |
| Iron Ore 62% (MT) | 807000 | 903000 | 1193000 | 655000 | 1297000 |
| FOS S380 (MT) | - | - | - | - | - |

Best Regards,
Zhi Rui Ang
www.eexasia.com
Singapore: +65 6206 9828

Disclaimer:
This information has been prepared by the EEX Asia Team. Use of the information presented here is at your sole risk, and any content, material, and/or data presented or otherwise obtained through your use of the information in this document is at your own discretion and risk and you will be solely responsible for any damage to you personally or your company or organisation or business associates whatsoever which in anyway results from the use, reliance or application of such content material and/or information. Certain data has been obtained from various sources and any copyright existing in such data shall remain the property of the source. Except for the foregoing, the EEX Asia Team retains all copyright within this document. The copying or redistribution of any part of this document without the express written authority of the EEX Asia Team is forbidden.
©EEX Asia 2020