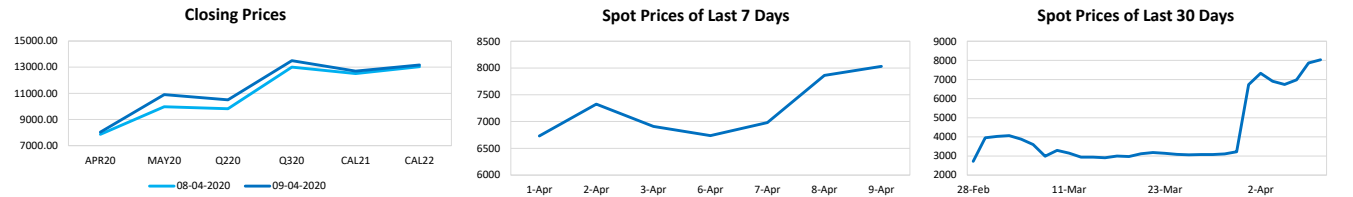


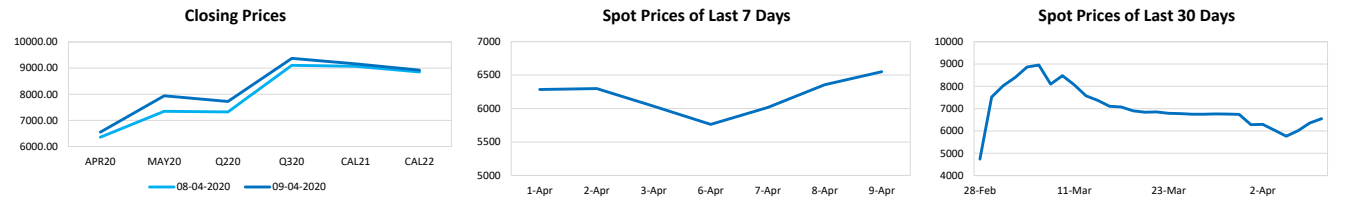
Capesize Average 5TC					
Period	Open	Close	Change	Daily High	Daily Low
APR20	7863	8031	▲168	8150	8000
MAY20	9975	10903	▲928	10500	10000
Q220	9821	10497	▲676	10250	10100
Q320	13003	13500	▲497	13650	12950
CAL21	12513	12699	▲185	-	-
CAL22	13038	13175	▲137	-	-

The Capesize market had a solid lift at index time to end the week for Easter holidays today. Sentiment was clearly up across the globe while only a small amount of fixtures actually got executed.



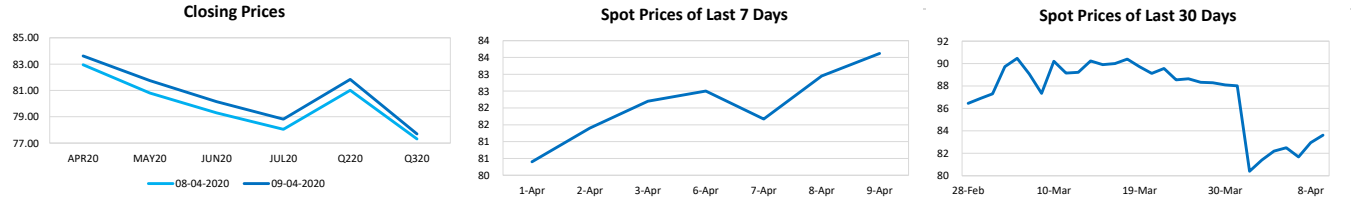
Panamax Average 4TC					
Period	Open	Close	Change	Daily High	Daily Low
APR20	6356	6550	▲194	6600	6450
MAY20	7347	7938	▲591	8000	7500
Q220	7321	7721	▲400	7700	7500
Q320	9106	9372	▲266	9450	9300
CAL21	9067	9164	▲97	-	-
CAL22	8850	8919	▲69	-	-

With many countries either already away or on holiday tomorrow, the market abated very quickly today.



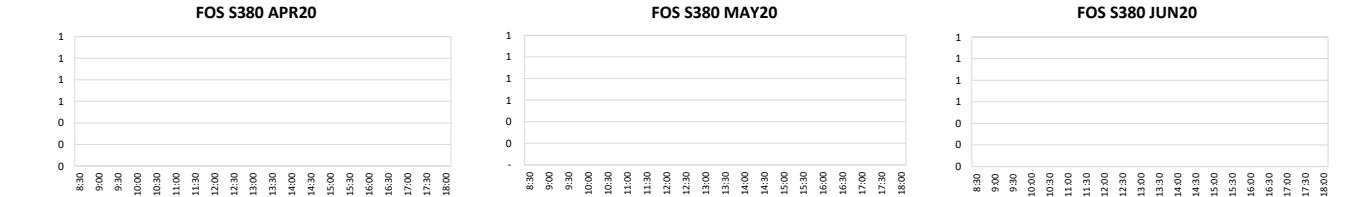
Iron Ore TSIO 62% Fe					
Period	Open	Close	Change	Daily High	Daily Low
APR20	82.95	83.62	▲0.67	84.00	83.10
MAY20	80.80	81.75	▲0.95	82.20	80.80
JUN20	79.30	80.15	▲0.85	80.50	79.50
JUL20	78.05	78.82	▲0.77	-	-
Q220	81.02	81.84	▲0.82	81.50	81.50
Q320	77.32	77.70	▲0.38	78.00	78.00

Iron ore futures rallied on Thursday after mills are destocking faster than expected. Steel inventories dropped again this week, prompting some mills to restock demand. According to some sources, some Chinese mills are working 7-days a week to ramp up production.



Singapore Fuel Oil 380cst							
Period	Open	Close	Change	Highest Bid	Lowest Offer	Last Bid	Last Offer
APR20	183.60	181.19	▼2.41				
MAY20	188.91	187.39	▼1.52				
JUN20	194.81	193.11	▼1.70				
JUL20	200.38	198.08	▼2.30				
Q220	189.11	187.23	▼1.88				
Q320	204.93	202.49	▼2.44				

The world's largest oil producers are meeting to try to agree to reduce output and rescue crude markets from a catastrophic pandemic-driven collapse moved closer within reach after Russia signaled it's ready to reduce output by 1.6 million barrels a day, or about 15%. Since the start of the year oil has lost half of its value and oil demand is forecast to slide as much as 30% in the current crisis.



Daily Volumes					
Asset Class	9-Apr	8-Apr	7-Apr	6-Apr	3-Apr
Capesize 5TC (Lots)	895	1205	825	110	310
Panamax 4TC (Lots)	1230	2430	370	390	885
Iron Ore 62% (MT)	638500	738400	566900	214000	1015500
FOS S380 (MT)	1500	-	-	3000	-

**Disclaimer:**

This information has been prepared by the EEX Asia Team. Use of the information presented here is at your sole risk, and any content, material, and/or data presented or otherwise obtained through your use of the information in this document is at your own discretion and risk and you will be solely responsible for any damage to you personally or your company or organisation or business associates whatsoever which in anyway results from the use, reliance or application of such content material and/or information. Certain data has been obtained from various sources and any copyright existing in such data shall remain the property of the source. Except for the foregoing, the EEX Asia Team retains all copyright within this document. The copying or redistribution of any part of this document without the express written authority of the EEX Asia Team is forbidden. ©EEX Asia 2020